










bridge the gap.

Keystone

ENERGY TOOLS

PRODUCT CATALOG



Certificate of Authority to use the Official API Monogram

License Number: 8C-0195

ORIGINAL

The American Petroleum Institute hereby grants to

KEYSTONE ENERGY TOOLS
3711 Melancon Road
Broussard, LA
United States

the right to use the Official API Monogram® on manufactured products under the conditions in the official publications of the American Petroleum Institute entitled API Spec Q1® and **API-8C** and in accordance with the provisions of the License Agreement.

In all cases where the Official API Monogram is applied, the API Monogram shall be used in conjunction with this certificate number: **8C-0195**

The American Petroleum Institute reserves the right to revoke this authorization to use the Official API Monogram for any reason satisfactory to the Board of Directors of the American Petroleum Institute.

The scope of this license includes the following: **Casing, Tubing, Drill Pipe and Drill Collar Elevators at PSL 1, PSL 2**

QMS Exclusions: No Exclusions Identified as Applicable

Effective Date: JULY 5, 2022

Expiration Date: JULY 21, 2024

To verify the authenticity of this license, go to www.api.org/compositelist.

Senior Vice President of Global Industry Services



®

**American
Petroleum
Institute**



2018-151 | Digital

TABLE OF CONTENTS

	Page No.
About Us	8
Terms and Conditions	9
PRODUCTS	
Float Valves	10-27
Float Valve Overview	10
Plunger Type Valves	11
Flapper Type Valves	12-13
Dimensional Data	14
Tool Joint Specification	15
Bit Sub Information	16
Float Valve Repair Kits	17
Valve Pullers	18
Coil Tubing Float Valves	19
Float Valve Ordering Information	20-26
Nickel-Plated Float Valves	26
Baffle Plates	27
Rotating Mousehole	28
Elevators	26-69
Elevator Overview	29
KET Single Joint Elevator	30
KET Double Latch Single Joint Elevator	31
KET Double Pin Single Joint Elevator	32
KET LYT Slip Type Elevator	33
KET LYT Slip Type Elevator Parts	34
KET MYT Slip Type Elevator	35
KET MYT Slip Type Elevator Parts	36
KET YT Slip Type Elevator	37
KET YT Slip Type Elevator Parts	38
KET HYT Slip Type Elevator	39
KET HYT Slip Type Elevator Parts	40
KET HYT-HSS Slip Type Elevator	41
KET HYT-HSS Slip Type Elevator Parts	42-43
KET YC Slip Type Elevator	44
KET YC 75 Ton/YC-HD 100 Ton Slip Type Elevator Parts	45
KET HYC 200 Ton Slip Type Elevator	46
KET HYC 200 Ton Slip Type Elevator Parts	47
KET HYC 200 Ton Slip Type Elevator Parts	48
KET HYC-XR 200 Ton Slip Type Elevator	49
KET HYC-XR 200 Ton Slip Type Elevator Parts	50
KET MYC 125 Ton Slip Type Elevator	51
KET MYC 125 Ton Slip Type Elevator Parts	52

TABLE OF CONTENTS

Inserts for BJ™ Elevators YC thru 1000 Ton	53
Inserts for Varco™ Elevators/Spiders	54
KET TMA Elevator	55
KET MRA Center Latch Elevator	56
SLX-65 Side Door Elevator	57
SLX-150/250/350 Side Door Elevator	58
SLX-150/250/350 Side Door Elevator (18-22 5/8)	59
Elevators Continued	
KET MG Bottleneck Elevator	60
KET RG Bottleneck Elevator	61
KET MGG Bottleneck Elevator	62
KET GG Bottleneck Elevator	63
KET Bushing Type Elevator (MGG-GG)	64
KET HGG Bottleneck Elevator	65
Elevator Bore Code Information	66
KET Dual Tool Elevator-Spider	67-69
Beckets and Bails	70
KBX Insert Bushings	71
Safety Clamps	72-80
KET Type MP Safety Clamps	72
KET Type MP Safety Clamp Parts	73-74
KET Type C Safety Clamps	75
KET Type C Safety Clamp Parts	76-77
KET Type T Safety Clamps	79
KET Type T Safety Clamp Parts	80
Slip Lifting Device (SLD)	81-87
KET Slip Lifting Device	81
KET Slip Lifting Device Specifications	82
KET Slip Lifting Device Pressure Regulator & Control Valve	83
KET Slip Lifting Device Parts	84
KET Slip Lifting Device for XP-1000	85-86
Safety Flex Handles	87
Drill Collar Slips	88-95
KET Type A Drill Collar Slip	88
KET Type A Drill Collar Slip Parts	89
KET Type C-1 Drill Collar Slip	90
KET Type C-1 Drill Collar Slip Parts	91-92
KET Type DCS Drill Collar Slips	93
KET Type DCS Drill Collar Slip Parts	94
KET Type DCS Drill Collar Slip Button Inserts	95
Rotary Slips	96-102
KET Type SD Rotary Slips	96

TABLE OF CONTENTS

PRODUCTS	Page No.
KET Type SD Rotary Slip Parts	97
KET Type SD Rotary Slip Inserts	98
KET Type DU Rotary Slips	99
KET Type DU Rotary Slip Inserts	100
KET Type XD-750 Rotary Slip	101
KET Type B Rotary Slips	102
Casing Slips	103-108
KET Type CMSXL Casing Slips	103
KET Type CMS –3 Casing Slips	104
KET Type CMS Casing Slips Replacement parts	105
KET Type UC-3 Casing Slips	106
KET Type UC-3 Casing Slip Replacement Parts	107
KET Type UC-4 Casing Slip	108
TS-100 Bowl & Slips	109-110
3 1/2" TS-100 Manual Tubing Spider	109
4 1/2" - 5 1/2" TS-100 Manual Tubing spider	110
8 5/8" API Bowl	111
Safety Make Up Stands	112
Tong Die Drivers	112
Tong Safety Handles & Bumpers	113
Tubing Tongs	114-117
KET K-25 Lightweight Tubing Tong	114
KET K-30 Manual Tubing Tong	115
KET K-30 & K-50 Replacement parts	116
Dies For Tubing Tongs	117
Tong Line Blocks	118
Pipe Jacks and Rollers	119
ST-80 DIES & HOLDERS	120
Stabbing Guides	122-128
KET Heavy Duty stabbing Guides	122
KET Heavy Duty Stabbing Guides Parts	123
KET Standard Rubber Stabbing Guides	124
KET Standard Rubber Stabbing Guide Parts	125
KET Heavy Duty Casing Stabbing Guides	126
KET Heavy Duty Casing Stabbing Guide Parts	127-128
Inserts & Dies	
ELEVATOR Y SERIES TYPE INSERTS	130-131
BJ YC THRU 1000 TON INSERTS	132
VARCO TYPE INSERTS	133-134

TABLE OF CONTENTS

PRODUCTS	Page No.
VARCO BUTTON TYPE INSERTS	135-136
DU TYPE INSERTS	137-138
CI & UCS LINER INSERTS	138
3-1/2" TS-100 INSERTS	139
XP & LD TYPE INSERTS	140
RMET XD-750 SLIP TYPE INSERTS	141
CAVINS FULL CIRCLE INSERTS	142-143
CAVINS TYPE B	142
CAVINS TYPE C	143
OIL COUNTRY TYPE E INSERTS	144
KET DUAL TOOL SLIP TYPE INSERTS	145
WOOLLEY A & B INSERTS	146
HYDRA-RIG INSERTS	147-148
150 & 225 HYDRA-RIG	147
300 HYDRA-RIG	148
TONG DIES	149-152
5/8" TONG DIES	149
1" TONG DIES	150
1-1/4" TONG DIES	151-152
ST-80 UPPER & LOWER DIES	153
IRON ROUGHNECK DIES	154
CLINCHER TYPE WRAP AROUND & BACK-UP TONG DIES	155-156
ECKEL TYPE WRAP AROUND & BACK-UP TONG DIES	157-158
MANUAL TONG DIES K25-K70	159-162
SPECIALTY DIES	163-164
SAFETY CLAMP INSERTS	165
TRADEMARK & COPYRIGHT INFORMATION	166
Back Cover	167

ABOUT US



Keystone Energy Tools was established to provide the industry with support and stability from an **API 8C** certified manufacturer with over fifty years of combined experience in designing, manufacturing, and delivering high-quality oilfield tools. In addition to providing complete in-house **certification** .

With our years of experience of **bridging the gap** between quality and service, customers and distributors, and performance and economy, Keystone understands the critical requirements of the oil and gas industry, from on-time delivery to competitive pricing and product availability.

By using the latest in 3D modeling for product design and by staying current with the rapid advances in manufacturing technology and quality-assurance standards, Keystone is able to manufacture and produce the most reliable products on the market today.

Our experienced sales team is dedicated, always here to support our customers and distributors and ready to answer any questions that you have regarding our products. We pride ourselves on same-day quotes and expedited shipping.

OUR NAME SAYS IT ALL:

keystone (kē'stōn')

1. the topmost stone of an arch
2. a central cohesive source of stability
3. something on which associated things depend for support

HISTORY:

Keystone was created in 2009 by Joe Ramey, founder of Access Oil Tools. Our focus is to build long-term relationships with our customers and distributors and to provide them with quality products and service with one phone call or e-mail.

The float valve product line was established in 2009, and in 2011 our product line was expanded to include **elevators, slips, rotating mouse holes, safety flex handles for slips, safety handles for tongs, safety clamps, baffle plates, valve pullers, ST-80' Dies and Inserts ,stabbing guides, tong die drivers, tong blocks, beckets and bails, mud screens, and automated slip-lifting devices.**

TERMS AND CONDITIONS

QUOTATIONS

All quotations are in US dollars and are F.O.B. Company's point of manufacturing origin, unless otherwise expressly stipulated. Quotations are valid for 30 days unless otherwise stated. Lighterage, wharfage or landing charges, dues, duties, or any other charges at destination are not included in quotations or indicated by list prices unless specifically stipulated. List price and discounts on all products are subject to change without notice. Prices in effect at time of shipment or delivery whether higher or lower will prevail.

TERMS OF PAYMENT

Unless otherwise specifically stated on the invoice, terms of payment are NET THIRTY DAYS following the date of the invoice and are subject to approved credit. Payments are accepted in US dollars only. Boxing, cartage, freight, insurance, and handling are always net. Interest at the maximum rate allowable by applicable law may be charged on past due accounts. Keystone Energy Tools, LLC (K.E.T.) reserves the right to revoke credit and suspend delivery if customer fails to make payment of an invoice when due.

DELIVERY

Our responsibility ceases upon delivery to any common carrier, and we do not, unless previously instructed, insure shipments beyond the point of delivery to such carrier. We make every effort to ship all materials within the time promised by us, but we do not guarantee to do so, and all such promises are subject to delays occasioned by causes beyond reasonable control.

PENALTY CLAUSES

No penalty clause of any description in any specification of an order will be effective unless approved in writing by an officer of K.E.T., LLC.

INSURANCE

We will place insurance as nearly as possible in accordance with our customer's written instructions but do so solely on behalf of our customers and assume no liability for placing, effectiveness, or otherwise in connection with such insurance or in case of breakage, damage or loss.

SHIPPING WEIGHT

All weights listed are approximate net weight only, unless otherwise specified, and do not include boxing. For approximate gross weight add 10% to net weight.

CANCELLATIONS AND RETURNS

Orders for equipment of special design, size, or materials are not subject to cancellation, and all other orders are subject to a cancellation charge after having been accepted by the prescribed company office or authority. Equipment altered or made to customer's specifications is subject to special prices and conditions.

WARRANTY

K.E.T., LLC. warrants goods of our manufacture for 12 months after date of shipment to be free from any defects in material and workmanship under normal use and service when installed, used, and serviced in the manner provided and intended by K.E.T., LLC. K.E.T.'s obligation under this warranty is limited to repair or replacement, at its option, if any products manufactured by K.E.T., LLC. and are returned F.O.B. to our plant and which we determine to be defective

Under no circumstances shall K.E.T., LLC. be liable for any consequential, special, incidental, punitive, or other damages resulting from or caused by any defective materials, products, or supplies, no charge for labor, transportation or other expense involved, to either repair allegedly defective goods outside our plant, or any other charge be allowed.

THIS IS THE SOLE WARRANTY OF K.E.T., LLC. AND NO OTHER WARRANTY IS APPLICABLE, EITHER EXPRESSED OR IMPLIED, INCLUDING ANY WARRANTY AS TO THE MERCHANTABILITY OR FITNESS FOR PARTICULAR USE OR PURPOSE.

FLOAT VALVE OVERVIEW

Valve Body

Keystone cages are manufactured for today's increasingly harsh drilling environment. All cages are cast out of alloy steel and are heat treated to a hardness equal to or less than 22 Rockwell C (≤ 22 Rockwell C 2 HR) to address the corrosive effects of hydrogen-sulfide gas (H₂S). Keystone's integral cages are manufactured from one-piece casting and are not welded together the way some other competitors produce their cages. This means that you receive a superior and more reliable cage.

*Stainless steel cages are available upon request.

Integral Plunger Valves

All of Keystone's plunger valves are machined from one solid piece of material to produce a more reliable float valve and reduce the risk of down hole valve failure. Other leading manufacturers use two separate pieces of material to construct their plungers, which are invariably either shrunk fit, screwed, or welded together.

Flapper Valves

All Keystone standard-service flapper valves are made of low-alloy steel and then case hardened for wear resistance, thus giving a longer operating life.

Elastomers

Available elastomers are nitrile butadiene (NBR, Buna-N) and Viton® (fluoroelastomer, FKM)(H₂S Applications),Aflas for steam applications.

Application	Material	Temperature
Standard	Nitrile(Buna)	212 Deg F
Hi-Temp	Viton	450 Deg F
H ₂ S	Viton	450 Deg F
Steam	Aflas	475 Deg F

Sour-Gas (H₂S) Service

Available in both F and G models.

Springs

Model G and F utilize high alloy springs as follows; Stainless Steel and Inconel® springs come standard on all our valves. The CTFV's come standard with Elgiloy springs. These high alloy springs are good for sour gas (H₂S) applications and are significantly more resistant to corrosion when compared with the standard-service springs provided by most other manufacturers.

Interchangeability

All Keystone drill-pipe float valves and replacement parts are manufactured to standard industry dimensions and are interchangeable with other major manufacturers' parts.

Rated Operating Pressure

Standard valves - 7,500 PSI working pressure

High pressure valves - 10,000 & 15,000 PSI working pressure

10K & 15K Model F Valves

- Stainless Steel cage and parts

10K & 15K Model G Valves

- Cast alloy steel with stainless steel flapper and seal retainer.

Pressure-Tested With Test Charts

Keystone is the first drill pipe float valve manufacturer to offer a certified, pressure- tested float valve. Since 2017 we have offered and sold pressure tested float valves with high-and-low pressure test charts to our customers, upon request.

Note: If multiple Model G or Model F float valves are to be run in a string, it is not recommended that they be stacked. They should be separated to prevent the top valve from crushing. GS style and Coil tubing float valves may be stacked when they are run.


PLUNGER-TYPE VALVES

MODEL

F

PLUNGER TYPE-STANDARD

The Model F is a plunger-type float valve that provides a positive instantaneous shut off, providing constant fluid control while drilling. The Model F is a reliable and economical selection under standard drilling operations




MODEL

FC

PLUNGER TYPE-AUTOMATIC FILL

The Model FC Automatic-Fill plunger-type float valve incorporates a unique key assembly and slotted valve stem to hold the plunger open during run in of the drill pipe and allows the pipe to fill from the bottom, saving time, reducing mess, and avoiding hazards. The plunger is automatically

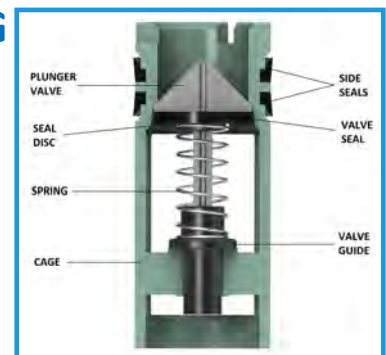


MODEL

FA

PLUNGER TYPE-PRESSURE MONITORING

The Model FA Pressure-Monitoring plunger-type float valve has a special port running through the plunger of the float valve. This valve is used when monitoring the bit head for gas pressure and allowing differential pressure measuring when required. The port also permits partial automatic fill during run in.



FLOAT VALVE INSTALLATION: Simply lubricate the side seals and slide the float valve into the cavity of the float sub or the bored-out drill collar. Caution: fill drill pipe regularly when going in the hole. Failure to do this can cause damage to the drill pipe and float valve.

Note: If multiple Model G or Model F float valves are to be run in a string, it is **not** recommended that they be stacked. They should be separated to prevent the top valve from crushing. Coil tubing float valves may be stacked when they are run.

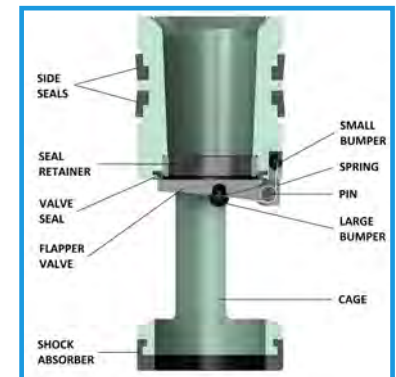
FLAPPER-TYPE VALVES

MODEL

G

FLAPPER TYPE-STANDARD

The Model G is a flapper-type float valve that, when opened, offers an unobstructed bore through the float valve. The uniquely designed flapper closes rapidly to prevent shavings from entering the drill string when circulation stops and also assists primary BOP equipment in maintaining internal pressure control. The valve will fully open when the first joint is raised from the hole, preventing pulling wet joints.

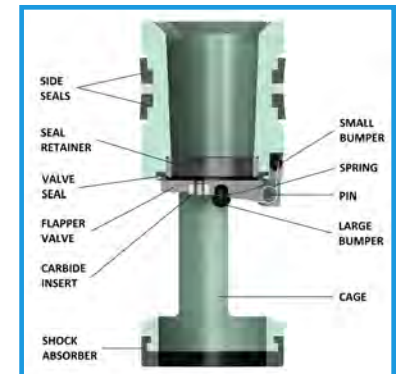


MODEL

GA

FLAPPER TYPE-PRESSURE MONITORING

The Model GA Pressure-Monitoring flapper-type float valve is indistinguishable from the Model G with the exception of a tungsten-carbide insert in the flapper valve. The insert has a quarter-inch orifice through the center that allows for differential pressure monitoring. The orifice also allows for partial automatic filling of the drill pipe during run in.



MODEL

GC

FLAPPER TYPE-AUTOMATIC FILL

The Model GC Automatic-Fill flapper-type float valve incorporates a unique self-releasing key assembly that holds the flapper partially open during run in, allowing the pipe to fill from the bottom. This eliminates the need for filling the drill pipe from the top, saving time and money. The valve will fully open when the first joint is raised from the hole, preventing pulling wet joints while avoiding the environmental and safety risks related to having mud on the rig floor. The valve can be run with the automatic-fill option or in the standard, closed position.

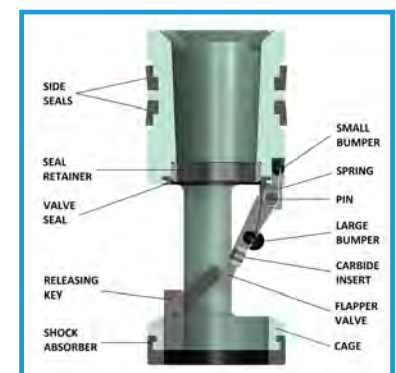


MODEL

GCA

FLAPPER TYPE-AUTO FILL PRESSURE MONITORING

The Model GCA Automatic-Fill/Pressure-Monitoring flapper-type float valve includes all the advantages of the Models G, GC, and GA. An unobstructed bore through the float valve, when open, permits automatic partial filling of the drill pipe from the bottom and measuring differential pressures when necessary.



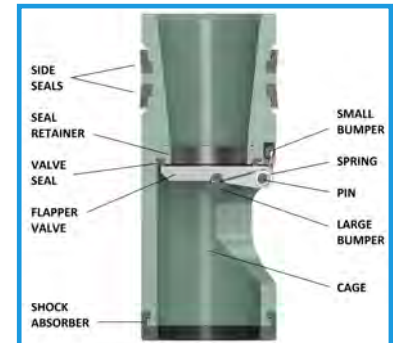
FLAPPER-TYPE VALVES

MODEL

GS

FLAPPER TYPE-HIGH FLOW WELLS

The Model GS is a flapper-type float valve designed for high flowing corrosive wells. The cage is designed to maximize the amount of flow possible through it, while maintaining its rated pressure. The GS valve uses a unique flapper made with a relief groove backed by a safe-guard pocket, protecting the pin and spring from excessive wear that can be caused by harsh-corrosive drilling environments. The GS are also stackable, allowing you to run two valves simultaneously.



MODEL

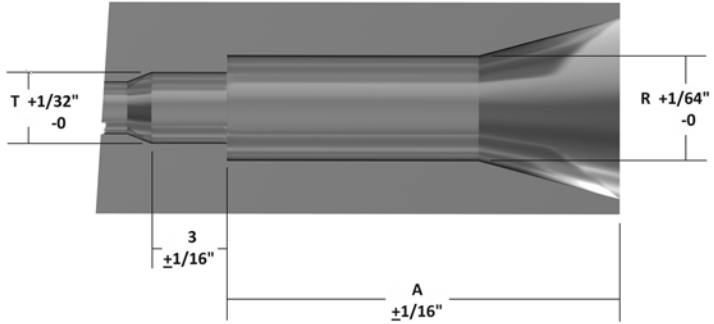
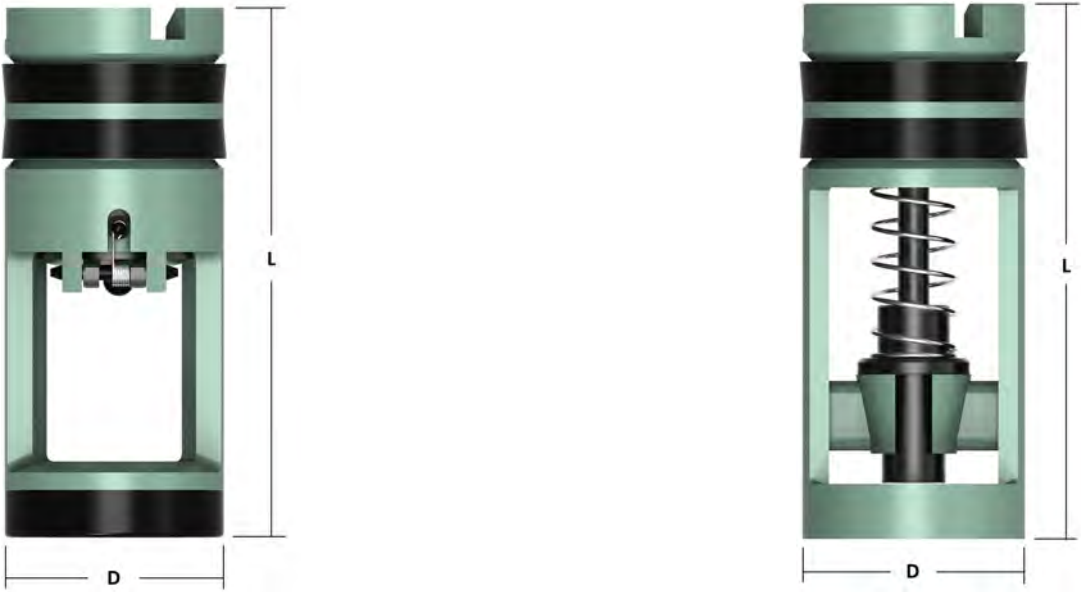
GAS

FLAPPER TYPE-HIGH FLOW PRESSURE MONITORING

The Model GAS is a flapper-type float valve designed for high flowing corrosive wells and Pressure-Monitoring. The GAS is indistinguishable from the GS with exception of a tungsten-carbide insert in the flapper valve. The orifice also allows for partial automatic filling of the drill pipe during run in.



DIMENSIONAL DATA



$A = L$ (Length of Float Valve) + Length of Tool Joint Pin + 1/4" Clearance

Valve Size	D Diameter of Valve	R (D + 1/32") Diameter Recess F/ Valve	L Valve Length	T* Baffle Plate Recess Diameter	Valve I.D. Model F	Valve I.D. Model G
1R	1-21/32"	1-11/16"	5-7/8"	1-5/16"	1"	N/A
1F-2R	1-29/32"	1-15/16"	6-1/4"	1-1/2"	1-1/4"	1"
2F-3R	2-13/32"	2-7/16"	6-1/2"	1-29/32"	1-9/16"	1-1/4"
3F	2-13/16"	2-27/32"	10"	2-7/16"	1-7/8"	1-5/8"
3.5IF	3-1/8"	3-5/32"	10"	2-11/16"	1-7/8"	1-5/8"
4R	3-15/32"	3-1/2"	8-5/16"	2-15/16"	2-5/16"	1-31/32"
4F	3-21/32"	3-11/16"	12"	3-1/4"	2-1/2"	2-3/16"
5R	3-7/8"	3-29/32"	9-3/4"	3-3/8"	2-3/4"	2-1/4"
5F-6R	4-25/32"	4-13/16"	11-3/4"	4-9/32"	3-1/4"	2-7/8"
6F	5-11/16"	5-23/32"	14-5/8"	5-3/16"	4-1/8"	N/A

* Disregard if this diameter is the same or smaller than the standard tool joint I.D

All 10M/15M Model F valve I.D.s are 1/8" reduced and all 10M/15M Model G Valves I.D.s are 7/32" reduced then listed above.

FLOAT VALVE REPAIR KITS

MODEL **F** MODEL **FC**

RUBBER REPAIR KIT F

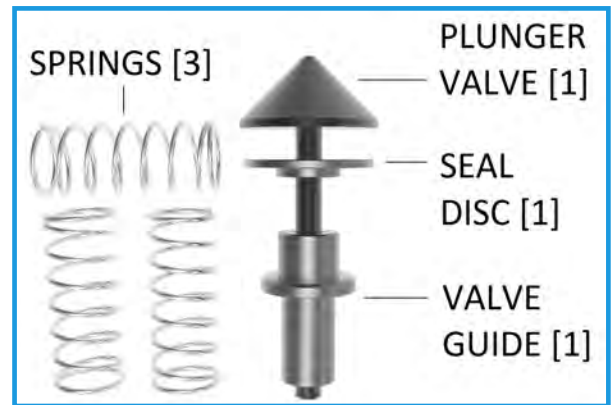
MODEL **FA**



MODEL **F** MODEL **FC**

METAL REPAIR KIT F

MODEL **FA**



MODEL **G** MODEL **GA**

RUBBER REPAIR KIT G

MODEL **GC** MODEL **GCA** MODEL **GS** MODEL **GAS**



MODEL **G** MODEL **GA**

METAL REPAIR KIT G

MODEL **GC** MODEL **GCA** MODEL **GS** MODEL **GAS**



VALVE PULLERS

MODEL

F

MODEL

FC

MODEL F (TOP) PULLER

The model F valve (top) puller is designed to remove float valves from the top of the sub. Simply squeeze the forks together and press against the head of the valve plunger. Once the forks are engaged with the cage the valve can be pulled. Disengage by sliding the separator away from the valve and squeezing the forks together and the puller can be removed.



MODEL

FA

MODEL

F

MODEL

FC

MODEL F (BOTTOM) PULLER

The Model F Valve Puller makes easy work of removing stuck or tight float valves from the sub or drill collar. Simply engage the special catch into the bottom of the float valve, rotate 90°, and then simply slide the bumper into the stop and the float valve is removed.



MODEL

FA

Note: when using the puller to remove a Model FC valve, special care must be taken when engaging the catch so that it does not make contact with the releasing key.

MODEL

G

MODEL

GA

MODEL G PULLER

The Model G Valve Puller is dual-purpose tool. In addition to removing tight or stuck float valves from subs or drill collars, it assists in removing and installing the seal-retaining ring when changing out the valve seal.



MODEL

GC

MODEL

GCA

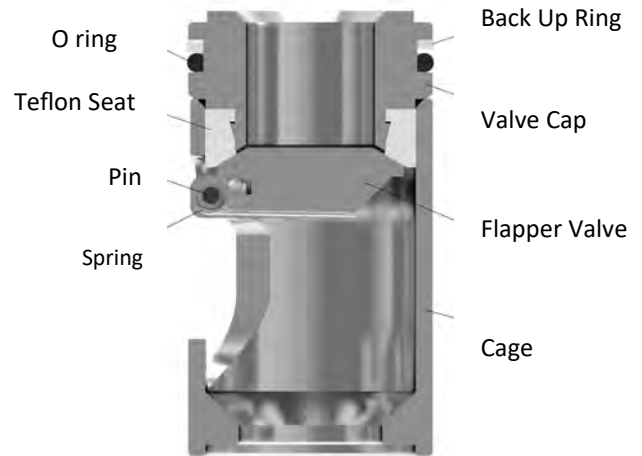
DUAL FLAPPER CHECK VALVES

MODEL **DFCV**


DUAL FLAPPER CHECK VALVE F/COIL TUBING

SIZE	ASSEMBLY	WEIGHT (lbs)	O.D	I.D	LENGTH EA.	STACKED LENGTH	SUB I.D/ B
3/4"	480111000	0.75	.750"	.380"	1.820"	3.590"	0.760"
1"	480111100	1	.990"	.560"	3.000"	5.875"	1.000"
1 1/4"	480111200	1.01	1.245"	.578"	2.520"	5.040"	1.255"
1 5/16"	480111400	1.1	1.305"	.688"	2.375"	4.690"	1.313"
1 1/2"	480111500	1.22	1.490"	.810"	2.720"	5.380"	1.500"
1 11/16"	480112100	1.45	1.680"	1.020"	2.720"	5.380"	1.688"
1 7/8"	480112150	1.6	1.870"	1.150"	3.230"	6.460"	1.880"
1 7/8" (1F-2R)	480113100	1.6	1.900"	1.000"	3.940"	7.880"	1.910"
2 1/8"	480112200	1.7	2.120"	1.480"	3.410"	6.750"	2.130"

- Cages, caps , and flappers are manufactured from heat-treated stainless steel.
- Elgiloy springs
- Viton elastomers.
- Working Pressure 10,000 PSI
- Stackable



A=SL (Stacked Length) + Length of Tool Joint Pin +.063" +.010/ -.000



NICKEL PLATED H₂S/HIGH TEMP SERVICE

FOR USE IN HIGHLY CORROSIVE APPLICATIONS

MODEL **F**

MODEL **G**



MODEL **F**

PLUNGER TYPE NICKEL PLATED H₂S/HI-TEMP

SIZE	ASSEMBLY	WEIGHT (lbs)	METAL REPAIR KIT	WEIGHT (lbs)	RUBBER REPAIR KIT	WEIGHT (lbs)	TOP PULLER ASSEMBLY	WEIGHT (lbs)	BOTTOM PULLER ASSEMBLY	WEIGHT (lbs)
1R	480301200-N	1.5	15929800-N	1.0	71081701	0.5	N/A	N/A	911200	6.0
1F-2R	480301422-N	1.5	16011300-N	2.0	71081801	0.7	N/A	N/A	911200	6.0
2F-3R	480302432-N	2.5	16011400-N	2.0	71081901	0.8	933600	8.0	912432	8.0
3F	480303400-N	5.0	16011500-N	2.0	71082001	1.0	933600	10.0	913400	10.0
3.5 IF	480303600-N	5.0	16011500-N	2.0	71082101	1.0	933600	10.0	913400	10.0
4R	480304200-N	7.0	16011700-N	2.0	71082201	1.0	934200	12.0	914200	12.0
4F	480304400-N	9.5	16011800-N	3.0	71082301	1.0	934210	13.0	914400	13.4
5R	480305200-N	9.5	16011900-N	4.0	71082401	1.0	934225	15.0	914400	13.4
5F-6R	480305462-N	16.0	16012000-N	5.0	71082501	1.1	934250	19.0	914400	13.4
6F	480306400-N	28.0	16012100-N	5.0	71082601	2.0	934265	21.0	916400	21.0

MODEL **G**

FLAPPER TYPE NICKEL PLATED H₂S/HIGH TEMP SERVICE VALVES

SIZE	ASSEMBLY	WEIGHT (lbs)	METAL REPAIR KIT	WEIGHT (lbs)	RUBBER REPAIR KIT	WEIGHT (lbs)	PULLER ASSEMBLY	WEIGHT (lbs)
1F-2R	480311422-N	2.0	51997300-N	0.7	51997200	0.5	901422	N/A
2F-3R	480312432-N	3.5	71085901-N	0.8	71082701	0.6	902432	8.0
3F	480313400-N	5.0	71086001-N	1.0	71082801	1.0	903400	10.0
3.5 IF	480313600-N	5.5	71086001-N	1.0	52125001	1.0	903400	10.0
4R	480314200-N	7.0	71086101-N	1.1	71082901	1.5	904200	12.0
4F	480314400-N	8.0	71086201-N	1.4	71083001	1.6	904400	13.0
5R	480315200-N	9.0	71086301-N	1.6	71083101	1.6	905200	15.0
5F-6R	480315462-N	18.0	71086401-N	1.8	71083201	2.0	905462	19.0

BAFFLE PLATES

BAFFLE PLATES

Baffle plates can be placed on top of the drill-pipe float valve or the drill bit to help prevent damage from recorders or other wire-line tools that are dropped down the string.

BAFFLE PLATES

RING AND SPIDER TYPE



RING TYPE



SPIDER TYPE

PART NO.	CONNECTION TYPE/SIZE	DPFV SIZE	TYPE	WEIGHT (lbs)	BAFFLE PLATE OD
K-91701 **	2-7/8" API REG	1F-2R	SPIDER	0.5	1.94
K-91702 **	3-1/2" API REG	2F-3R	RING	0.4	2.28
K-91703 **	4-1/2" API REG	4R	RING	0.8	3.22
K-91704 **	5-9/16" API REG	5R	RING	1.3	3.87
K-91705 **	6-5/8" API REG	5F-6R	RING	1.5	4.63
K-91706 **	7-5/8" API REG	5F-6R	RING	1.7	5.33
K-91707 **	8-5/8" API REG	6F	RING	2.2	6.18
K-91711 ***	REPLACED BY K-91721	3F	SPIDER	0.6	2.75
K-91712 ***	4-1/2" API FH	4F	RING	0.9	3.36
K-91713 ***	5-9/16" API FH	5F-6R	RING	1.5	4.63
K-91714 **	6-5/8" API FH	6F	RING	2.2	5.45
K-91721 *	3-1/2" API FH	3F	SPIDER	0.6	2.63
K-91722*	4-1/2" API FH	4F	SPIDER	0.7	3.44
	4-1/2" API REG	4R			
	5-9/16" API REG	5R			
K-91723*	5-9/16" FH	5F-6R	SPIDER	1.0	4.68
	6-5/8" FH/ 6-5/8" REG	5F-6R			
K-91724 *	6-5/8" API FH	6F	SPIDER	1.0	6.56
K-91725 *	3-1/2" API IF	3.5IF	SPIDER	0.6	3.06
K-91726 *	REPLACED BY K-91722	5R	SPIDER	0.8	3.76
K-91741 ***	3-1/2" API IF	3.5IF	RING	0.7	3.06
K-91742 ***	4-1/2" API IF	5R	RING	1.6	4.22
K-91743 ***	2-7/8" API IF	2F-3R	SPIDER	0.7	2.44
K-91744 ***	4" API IF / 4-1/2"XH	4F	RING	1.0	3.88

* For use on float. **For use on bit. ***For use in joint.


KET ROTATING MOUSEHOLE

The Rotating Mouse-hole allows the drilling crew to quickly and efficiently build stands simultaneously while drilling ahead with the top drive. By utilizing pre-assembled stands connection time is reduced by as much as 66%.

- ▶ Available in pneumatic or hydraulic
- ▶ Installs flush with the rig floor
- ▶ Rotates tubular below the rig floor

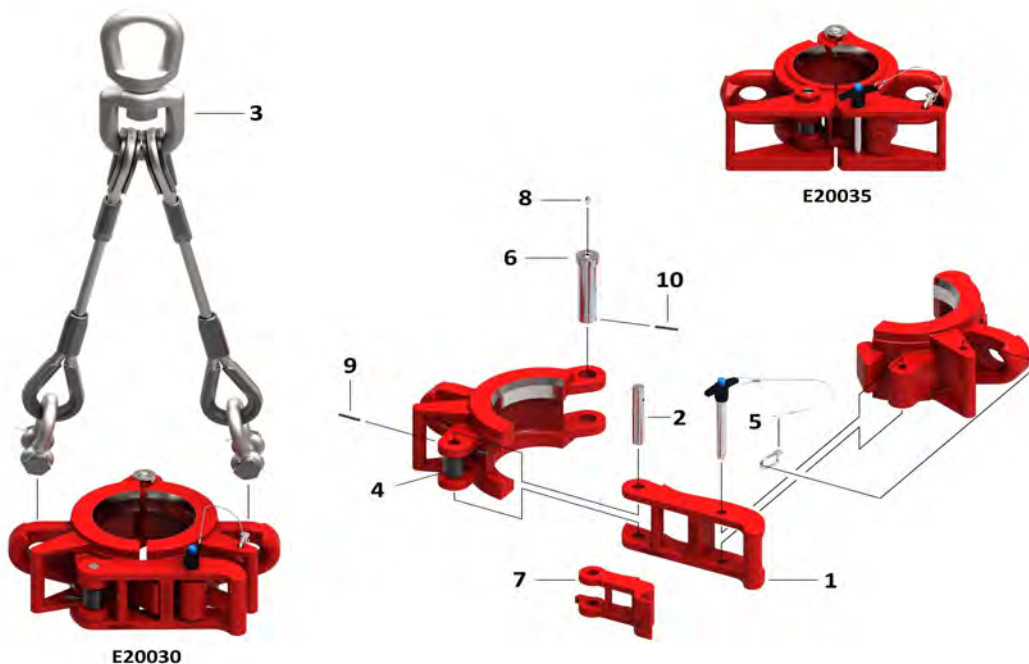
ROTATING MOUSEHOLE

ITEM	PART NO.	DESCRIPTION
A	RMH-50010	Rotating Mouse-Hole Complete w/Pneumatic Motor, #3 Bowl, #3 Bowl Puller, Retrieving Tool, Variable Speed Hand Control Valve, 3ea. 30' x 1" Air Hoses, and Mouse-hole Hanger Cap.
A	RMH-50050	Rotating Mouse-Hole Complete w/Hydraulic Motor, #3 Bowl, #3 Bowl Puller, Retrieving Tool, Variable Speed Hand Control Valve, 2ea. 30' x 1/2" Hydraulic Hoses, and Mouse-hole Hanger Cap.
B	RMH-50550-G3	ROTATING MOUSEHOLE COMPLETE WITH SLIP LIFTING DIVICE STD. HYD. MTR, #3 BOWL PULLER, LAND & , RET.TOOL, DUAL CONTROL VALVE, & 4EA. 30' HYDRAULIC HOSES



KET (7.5 TON) SINGLE JOINT ELEVATOR

PART NO.	RATING	RANGE	WEIGHT
E20035	7.5 TON	2-3/8" - 4"	45.00
E20030	7.5 TON	4" - 5 7/8"	67.00
E20040	7.5 TON	5-1/2" - 8-5/8"	78.00
E20050	7.5 TON	9 5/8" - 10 3/4"	93.00
E20060	7.5 TON	11 3/4" - 14"	114.00
E20065	10 TON	18" - 22 5/8"	290.00

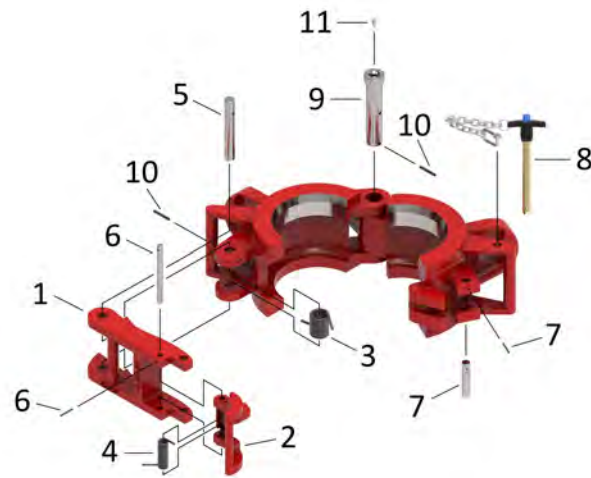


REPLACEMENT PARTS FOR SINGLE JOINT ELEVATORS

ITEM	QTY	PART NO.	DESCRIPTION	SPARES	WIEIGHT (lbs.)
1	1		LATCH-E20030, E20040, E20050, E20060, E20065		6.00
2	1	E39-050	LATCH PIN-E20030, E20040, E20050, E20060, E20065	1	0.37
2	1	E39-050-1	LATCH PIN-E20035	1	0.37
3	1	E34568	SJ SWIVEL SUSPENSION ASSEMBLY	1	29.00
4	1	E39-034	LATCH SPRING-E20030, E20040, E20050, E20060, E20065	2	0.20
4	1	E7829-1	LATCH SPRING-E20035	2	0.20
5	1	E39-051-8	LATCH LOCK RETAINER PIN ASSY	1	0.35
6	1	E39-052	HINGE PIN-BOTH	1	0.10
7	1	E39-190	LATCH-E20035		4.00
8	1	E316-TI	TAP IN GREASE FITTING—BOTH		0.10
9	1	E316RP	LATCH PIN RETAINER—BOTH		0.10
10	1	P316RP	HINGE PIN RETAINER—BOTH		0.10

KET (7.5 TON) DOUBLE LATCH SINGLE JOINT ELEVATOR

PART NO.	RATING	RANGE	WEIGHT
E20035DL	7.5 Ton	2 3/8" - 4"	46.00
E20030DL	7.5 Ton	4" - 5 7/8"	67.00




REPLACEMENT PARTS FOR SINGLE JOINT ELEVATORS

ITEM	QTY	PART NO.	DESCRIPTION	SPARES	WIEGHT (lbs.)
1	1	E20026	LATCH-E20030, E20040, E20050, E20060, E20065		6.00
2	1	E20026-LL	LATCH LOCK-E20030, E20040, E20050, E20060, E20065		3.00
3	1	E39-034	LATCH SPRING-E20030, E20040, E20050, E20060, E20065	2	0.20
4	1	E39-034-LL	LATCH LOCK SPRING-E20030, E20040, E20050, E20060, E20065	2	0.20
5	1	E39-050	LATCH PIN	1	0.37
6	1	E39-050-2	LATCH LOCK PIN	1	0.37
7	1	E39-050-3	DOOR LUG PIN		0.20
8	1	E39-051-8	SAFETY LATCH LOCK PIN ASSY	1	0.37
9	1	E39-052	HINGE PIN	1	1.00
10	2	P316RP	HINGE PIN RETAINER—BOTH		0.10
11	1	E316-TI	GREASE ZERT		0.10

KET DOUBLE PIN SINGLE JOINT ELEVATOR

PART NO.	RATING	RANGE	WEIGHT
E20073	7.5 TON	4" - 6"	63.00
E20075	7.5 TON	6 5/8" - 8 5/8"	83.00
E20077	7.5 TON	9" - 10-3/4"	96.00
E20079	7.5 TON	11 3/4" - 14"	135.00
E20081	10 TON	16" - 20"	230.00




REPLACEMENT PARTS FOR DOUBLE PIN SINGLE JOINT ELEVATORS

ITEM	QTY	PART NO.	DESCRIPTION	SPARES	WIEGHT (lbs.)
1	2	E20072	HINGE PIN		2.00
2	2	E20101	HINGE PIN SAFETY LATCH PIN	2	0.20
3	2	E20102	11/16" LOCK-TAB WASHER	2	0.10
4	1	E20103	HINGE PIN RET. BOLT 3/4" LONG (FRAME SIZES E20073-E20077)		0.25
5	1	E20103-1	HINGE PIN RET. BOLT 7/8" LONG (FRAME SIZES E20079-E20081)		0.25
6	2	E20104	2" COTTER PIN	2	0.10
7	2	E940308-1	GREASE ZERT		0.10

KET LYT (20 TON) SLIP TYPE ELEVATOR

PART NO.	RANGE	SIZE OF LINKS	WEIGHT
E28750	3/4" - 2-1/16"	1-1/4" - 2-3/4"	58.00



LYT SLIP ASSEMBLIES


PART NO.	DESCRIPTION	WEIGHT (lbs.)
E28745-6	2-1/16" X 2-1/16" LYT SLIP ASSEMBLY	17.00
E28745-5	2-2/16" X 2" LYT SLIP ASSEMBLY	17.00
E28745-4	2-1/16" X 1-1/2" (1.900") LYT SLIP ASSEMBLY	17.00
E28745-3	2-1/16" X 1-1/4" (1.660") LYT SLIP ASSEMBLY	18.00
E28745-2	2-1/16" X 1" (1.315") LYT SLIP ASSEMBLY	20.00
E28745-7	2-1/16" X 3/4" (1.050") LYT SLIP ASSEMBLY	20.00

LYT SETTING PLATES

PART NO.	ITEM#	DESCRIPTION	#REQ.	WEIGHT (LBS)
E28782	19	2 1/16" SETTING PLATE	1	2.25
E28737	19	2" SETTING PLATE	1	2.35
E28783	19	1 1/2" (1.900") SETTING PLATE	1	3.00
E28784	19	1 1/4" (1.660") SETTING PLATE	1	3.10
E28736	19	1" (1.315") SETTING PLATE	1	3.15
E28735	19	3/4" (1.050") SETTING PLATE	1	3.20

Recommended spares include 2 sets of inserts and 2 setting rings for each pipe size to be run.

KET LYT (20 TON) SLIP TYPE ELEVATOR



LYT REPLACEMENT PARTS


ITEM#	QTY	PART NO.	DESCRIPTION	SPARES	WT.
1	1	E28753	HINGE PIN		.60
2	1	E28753-R	HINGE PIN RETAINER	2	.05
3	1	E28757	LATCH PIN		.45
4	4	E28760	SLIP PIN & COTTER		.25
5	4	E28761	SLIP SPRING	4	.04
6	2	E28762	LINK BLOCK	2	1.00
7	4	E28764-1	LINK BLOCK BOLT, NUT & COTTER	2	1.20
8	1	E28767	LATCH LOCK PIN	2	.25
9	1	E28769	LATCH LOCK SPRING	1	.12
10	1	E30645	LATCH LOCK		2.00
11	1	E30648	LATCH		4.00
12	1	E32760	LATCH SPRING	1	.08
13	1	E940308-1	GREASE ZERT FOR DOOR	4	.03
14	1	E947128-172	LATCH LOCK PIN RETAINER	1	.02
15	1	E947128-222	LATCH PIN RETAINER	2	.02
16	2	E28785	SETTING PLATE BOLT	2	.25
17	4	E28786	INSERT RETAINER PLATE	4	.13
18	2	E28787	INSERT RETAINER SCREW	2	.13
19	1		Page 28 SETTING RING		

LYT INSERTS

ITEM#	QTY	PART NO.	DESCRIPTION	WT.
20	8	E28772	2 1/16" & 2" LYT INSERT	.25
20	8	E28775	1 1/2" (1.900") LYT INSERT	.25
20	8	E28778	1 1/4" (1.660") LYT INSERT	.25
20	8	E28749	1" (1.315") LYT INSERT	.25
20	8	E29370	3/4" (1.050") LYT INSERT	.25

KET MYT (40 TON) SLIP TYPE ELEVATOR

PART NO.	RANGE	SIZE OF LINKS	WEIGHT
E29328	3/4" - 2-7/8"	1-1/4" - 2-3/4"	148.00



MYT SLIP ASSEMBLIES

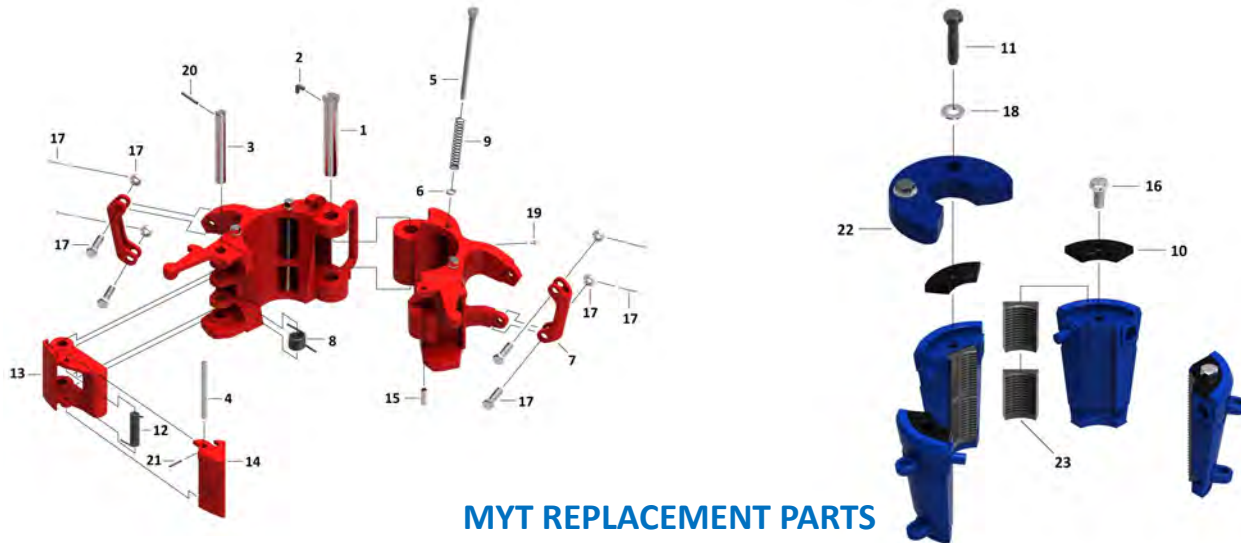
PART NO.	DESCRIPTION	WEIGHT (lbs.)
E29343-1	2-7/8" X 2-7/8" MYT SLIP ASSEMBLY	44.00
E29343-2	2-7/8" X 2-3/8" MYT SLIP ASSEMBLY	46.00
E29343-3	2-7/8" X 2-1/16" MYT SLIP ASSEMBLY	47.25
E29343-4	2-7/8" X 2" MYT SLIP ASSEMBLY	47.50
E29343-5	2-7/8" X 1-1/2" (1.900") MYT SLIP ASSEMBLY	48.75
E29343-6	2-7/8" X 1-1/4" (1.660") MYT SLIP ASSEMBLY	49.75
E29343-7	2-7/8" X 1" (1.315") MYT SLIP ASSEMBLY	49.75
E29343-8	2-7/8" X 3/4" (1.050") MYT SLIP ASSEMBLY	51.00
E29343--S	2-7/8" MYT SLIP SEGMENTS ONLY(MATCHED SET OF 4)	31.00

MYT SETTING RINGS

ITEM	PART NO.	DESCRIPTION	WEIGHT (lbs.)
22	E29348	2-7/8" MYT SETTING RING	6.50
22	E29345	2-3/8" MYT SETTING RING	6.63
22	E29350	2-1/16" MYT SETTING RING	7.00
22	E29351	2" MYT SETTING RING	7.10
22	E29352	1-1/2" (1.900) MYT SETTING RING	7.35
22	E29353	1-1/4" (1.660) MYT SETTING RING	7.50
22	E29354	1" (1.315) MYT SETTING RING	7.90
22	E29354-1	3/4" (1.050) MYT SETTING RING	8.05

Recommended spares include 2 sets of inserts and 2 setting rings for each pipe size to be run.

KET MYT SLIP TYPE ELEVATOR PARTS



MYT REPLACEMENT PARTS

ITEM	QTY	PART NO.	DESCRIPTION	SPARES	WEIGHT (lbs.)
1	1	E29333-R	HINGE PIN		4
2	1	E29333-RE	HINGE PIN RETAINER		10
3	1	E29334	LATCH PIN		4
4	1	E29335	LATCH LOCK PIN	2	0.5
5	4	E29336	SLIP BOLT		2
6	4	E29336-W	SLIP BOLT LOCK WASHER	2	0.5
7	2	E29337	LINK BLOCK	2	0.25
8	1	E29338	LATCH SPRING		0.5
9	4	E29340	SLIP SPRING	2	1.5
10	4	E29344	INSERT RETAINER PLATE	2	0.5
11	2	E29347	SETTING RING BOLT		12.88
12	1	E29349	LATCH LOCK SPRING		1
13	1	E30652	LATCH		0.45
14	1	E30653	LATCH LOCK		0.75
15	1	E30841	DOOR LUG PIN		0.25
16	2	E939098-15	INSERT RETAINER SCREW	4	0.25
17	4	E939099-65-2	LINK BLOCK BOLT, NUT, COTTER	4	0.06
18	2	E939370-13	SETTING RING WASHER	4	0.13
19	1	E940308-1	GREASE FITTING	4	0.5
20	4	E947128-120	LATCH PIN RETAINER	4	.25
21	1	E947128-172	LATCH LOCK PIN RETAINER		

MYT INSERTS

ITEM	QTY	PART NO.	DESCRIPTION	WEIGHT (lbs.)
23	8	E24773	2-7/8" X 2-7/8" INSERT	0.75
23	8	E29255	2-7/8" X 2-3/8" INSERT	1.00
23	8	E29256	2-7/8" X 2-1/16" & 2" INSERT	1.13
23	8	E29257	2-7/8" X 1-1/2" (1.900") INSERT	1.25
23	8	E29258	2-7/8" X 1-1/4" (1.660") INSERT	1.38
23	8	E29259	2-7/8" X 1" (1.315") INSERT	1.44
23	8	E29259-1	2-7/8" X 3/4" (1.050") INSERT	1.50

KET YT (75 TON) SLIP TYPE ELEVATOR

PART NO.	RANGE	SIZE OF LINKS	WEIGHT
E23105	1.315" - 3-1/2"	2-1/4" - 2-3/4"	355.00



YT SLIP ASSEMBLIES

PART NO.	DESCRIPTION	WEIGHT(lbs.)
E23108-5	3-1/2" X 3-1/2" YT SLIP ASSEMBLY	64.00
E23108-3	3-1/2" X 2-7/8" YT SLIP ASSEMBLY	76.00
E23108-23	3-1/2" X 2-3/8" YT SLIP ASSEMBLY	76.00
E23108-4	2-7/8" X 2-7/8" YT SLIP ASSEMBLY	76.00
E23108-6	2-7/8" X 2-3/8" YT SLIP ASSEMBLY	79.00
E23108-7	2-7/8" X 2-1/16" YT SLIP ASSEMBLY	81.00
E23108-8	2-7/8" X 2" YT SLIP ASSEMBLY	82.00
E23108-9	2-7/8" X 1-1/2" (1.900) YT SLIP ASSEMBLY	83.50
E23108-10	2-7/8" X 1-1/4" (1.660) YT SLIP ASSEMBLY	85.50
E23108-11	2-7/8" X 1" (1.315) YT SLIP ASSEMBLY	86.50
E23108	3-1/2" YT SLIP SEGMENTS ONLY (MATCHED SET OF 4)	51.00
E23108-22	2-7/8" YT SLIP SEGMENTS ONLY (MATCHED SET OF 4)	51.00

YT SETTING RINGS

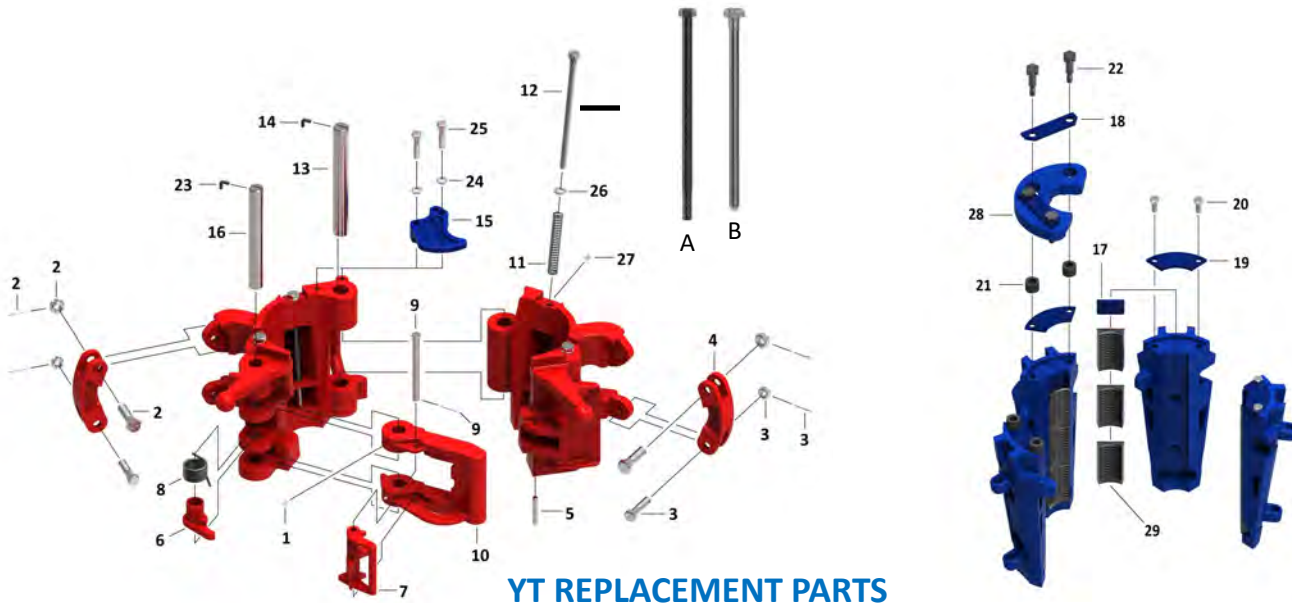
ITEM	PART NO.	DESCRIPTION	WEIGHT (lbs.)
28	E27813	3-1/2" YT SETTING RING	3.13
28	E27695	2-7/8" YT SETTING RING	3.56
28	E27694	2-3/8" YT SETTING RING	4.00
28	E27812	2-1/16" YT SETTING RING	4.25
28	E28821	2" YT SETTING RING	4.25
28	E27811	1-1/2" (1.900) YT SETTING RING	4.31
28	E27810	1-1/4" (1.660) YT SETTING RING	4.38
28	E29001	1" (1.315) YT SETTING RING	4.75

YT SLIP INSERTS

ITEM	QTY	PART NO.	DESCRIPTION	WEIGHT (lbs.)
29	24	E24774	3-1/2" X 3-1/2" INSERT	0.50
29	24	E30358	3-1/2" X 2-7/8" INSERT	0.75
29	24	E30358-23	3-1/2" X 2-3/8" INSERT	0.85
29	12	E24773	2-7/8" X 2-7/8" INSERT	0.75
29	12	E29255	2-7/8" X 2-3/8" INSERT	0.75
29	12	E29256	2-7/8" X 2-1/16" & 2" INSERT	1.00
29	12	E29257	2-7/8" X 1-1/2" (1.900") INSERT	1.20
29	12	E29258	2-7/8" X 1-1/4" (1.660") INSERT	1.38
29	12	E29259	2-7/8" X 1" (1.315") INSERT	1.45

Recommended spares include 2 sets of inserts and 2 setting rings for each size of pipe to be run.

KET YT SLIP TYPE ELEVATOR PARTS




YT REPLACEMENT PARTS

ITEM	QTY	PART NO.	DESCRIPTION	SPARES	WEIGHT (lbs.)
1	1	E316-TI	TAP IN GREASE FITTING		
2	2	E8145-1	UPPER LINK BLOCK BOLT, NUT, COTTER	1	1.00
3	2	E8145-2	LOWER LINK BLOCK BOLT, NUT, COTTER	2	1.00
4	2	E9519	LINK BLOCK		5.50
5	1	E12529	DOOR LUG PIN		0.65
6	1	E12946	LATCH CAM		1.50
7	1	E12972	LATCH LOCK		3.50
8	1	E12978	LATCH SPRING	2	0.63
9	1	E13530	LATCH LOCK PIN W/COTTER	2	0.63
10	1	E15348	LATCH		27.00
11	4	E23113	SLIP SPRING	8	0.25
12A	4	E23115	SLIP BOLT(THREADS ON END OF THE BOLT)	4	1.25
12B	4	E23115-S	SLIP BOLT (THREADS UNDER HEAD) New Style	4	1.25
13	1	E23116-1	HINGE PIN		4.13
14	1	E23116-1-R	HINGE PIN RETAINER	2	0.20
15	1	E23630	GUIDE PLATE		4.00
16	1	E24182	LATCH PIN		5.00
17	8	E24507	INSERT SPACER (3-1/2")	8	0.13
17	4	E24508	INSERT SPACER (2-7/8")	4	0.25
18	2	E27507	SETTING RING RETAINER (2-7/8")		0.13
18	2	E27546	SETTING RING RETAINER (3-1/2")		0.13
19	4	E27530	INSERT RETAINER PLATE (3-1/2")	4	0.13
19	4	E27451	INSERT RETAINER PLATE (2-7/8")	4	0.25
20	4	E27532	INSERT RETAINER SCREW	8	0.06
21	4	E27696	YT SETTING RING BUSHING	8	0.06
22	4	E27697	SETTING RING BOLT	4	0.25
23	4	E29464	LATCH PIN RETAINER	2	0.20
24	4	E939098-634	GUIDE PLATE LOCK WASHER	2	0.15
25	2	E939098-75	GUIDE PLATE SCREW	2	0.25
26	4	E939352-6	SLIP BOLT LOCK WASHER	4	0.06
27	1	E940308-1	GREASE FITTING		0.05
28		Page 32	SETTING RINGS	2	
29		Page 32	INSERTS	2 SETS	

KET HYT (150 TON) SLIP TYPE ELEVATOR

PART NO.	DESCRIPTION	RANGE	SIZE OF LINKS	WT.
E39284	HYT ELEVATOR COMPLETE L/SLIPS	2 3/8" - 3 1/2"	2 1/4" - 3 1/2"	593



HYT SLIP ASSEMBLIES

PART NO.	DESCRIPTION	WT.
E39258-2	3 1/2" X 3 1/2" HYT SLIP ASSY.	170
E39258-4	3 1/2" X 2 7/8" HYT SLIP ASSY.	170
E39258-5	3 1/2" X 2 3/8" HYT SLIP ASSY.	170
E39259-2	2 7/8" X 2 7/8" HYT SLIP ASSY.	170
E39259-4	2 7/8" X 2 3/8" HYT SLIP ASSY.	170
E39174	3 1/2" HYT SLIP SEGMENTS ONLY (MATCHED SET OF 4)	150
E39175	2 7/8" HYT SLIP SEGMENTS ONLY (MATCHED SET OF 4)	150

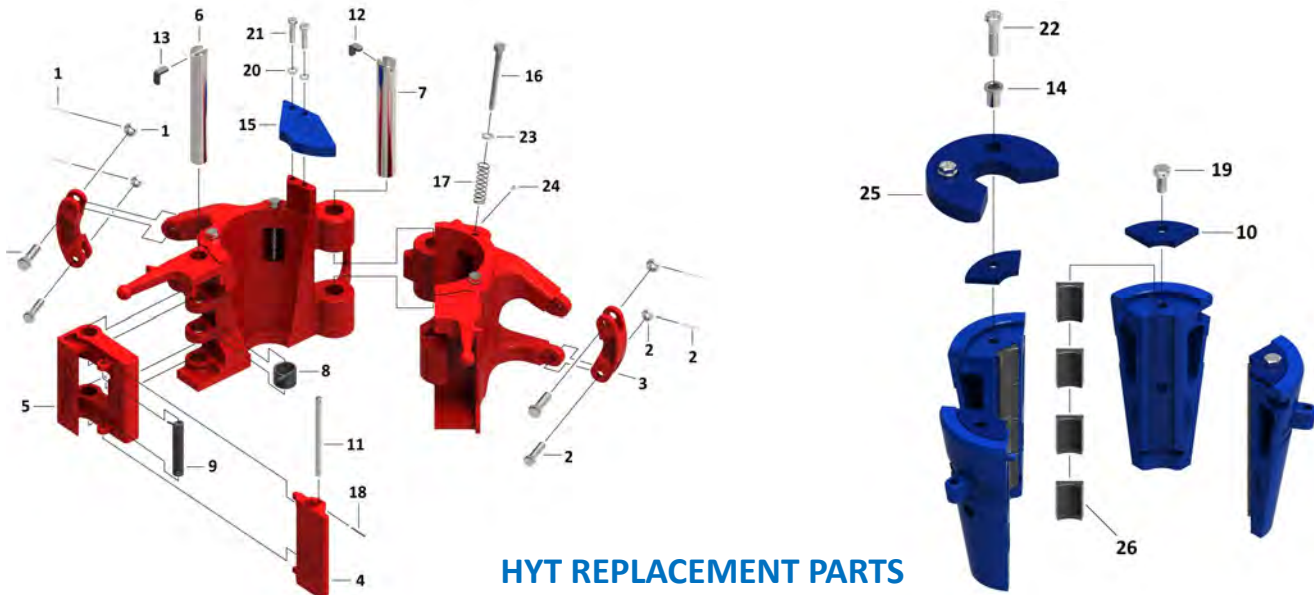
HYT SETTING RINGS

PART NO.	DESCRIPTION	#REQ.	WT.
E39214-3	3 1/2" HYT SETTING RING	1	11.00
E39214-2	2 7/8" HYT SETTING RING	1	11.00
E39214-1	2 3/8" HYT SETTING RING	1	13.00

HYT INSERTS

PART NO.	DESCRIPTION	#REQ.	WT.
E24774	3 1/2" X 3 1/2" INSERT	32	.50
E30358	3 1/2" X 2 7/8" INSERT	32	.75
E30358-23	3 1/2" X 2 3/8" INSERT	32	.80
E24773	2 7/8" X 2 7/8" INSERT	16	.75
E29255	2 7/8" X 2 3/8" INSERT	16	1.00

KET HYT SLIP TYPE ELEVATOR PARTS



HYT REPLACEMENT PARTS

PART NO.	ITEM	DESCRIPTION	**SPARES	#REQ.	WT.
E8145-1	1	UPPER LINK BLOCK BOLT, NUT, & COTTER	2	2	0.87
E8145-2	2	LOWER LINK BLOCK BOLT, NUT, & COTTER	2	2	0.57
E9519	3	LINK BLOCK		2	5.20
E39161	4	LATCH LOCK		1	7.82
E39162	5	LATCH		1	36.03
E39238	6	LATCH PIN		1	9.18
E39239	7	HINGE PIN		1	12.05
E39240	8	LATCH SPRING	2	1	0.69
E39241	9	LATCH LOCK SPRING	2	1	0.69
E39246	10	2.875 INSERT RETAINER PLATE		4	1.09
E39247	10	3.5 INSERT RETAINER PLATE		4	
E39251	11	LATCH LOCK PIN		1	0.84
E39253	12	HINGE PIN RETAINER	2	1	
E39254	13	LATCH PIN RETAINER	2	1	0.05
E51089	14	SETTING RING BUSHING	2	2	0.18
E51090	15	GUIDE PLATE	1	1	9.28
E52321	16	SLIP BOLT	8	4	0.76
E52539-1	17	SLIP SPRING	8	4	
Roll Pin	18	3/16-1-1/4 SPRING PIN—LATCH LOCK PIN RETAINER	2	1	
E939098-36	19	INSERT RETAINER PIN	4	2	0.26
E939098-634	20	GUIDE PLATE WASHER	2	2	
E939098-75	21	GUIDE PLATE SCREW	2	2	0.26
E939098-96	22	SETTING RING BOLT	4	2	0.46
E939352-6	23	SLIP BOLT WASHER	4	4	0.05
E940308-1	24	GREASE FITTING	4	2	0.08
	25	SETTING RINGS	2	1	
	26	INSERTS	2 SETS	A/R	

KET HYT-HSS (150 TON) SLIP TYPE ELEVATOR

PART NO.	DESCRIPTION	RANGE	SIZE OF LINKS	WT.
E39284	HYT ELEVATOR COMPLETE L/SLIPS	2 3/8" - 3 1/2"	2 1/4" - 3 1/2"	593



HYT HYDRAULIC ASSEMBLIES

PART NO.	DESCRIPTION	WT.
E51090-HYD-ASSY	HYT HYDRAULIC SLIMHOLE ASSEMBLY	121.00
E31093-ASSY	HAND CONTROL VALVE ASSEMBLY	20.00
E51096	130' HOSES FOR HYT HYDRAULIX (2 HOSES)	41.00

HYT SLIP ASSEMBLIES

PART NO.	DESCRIPTION	WT.
E39258-2	3 1/2" X 3 1/2" HYT SLIP ASSY.	170.00
E39258-4	3 1/2" X 2 7/8" HYT SLIP ASSY.	170.00
E39258-5	3 1/2" X 2 3/8" HYT SLIP ASSY.	170.00
E39259-2	2 7/8" X 2 7/8" HYT SLIP ASSY.	170.00
E39259-4	2 7/8" X 2 3/8" HYT SLIP ASSY.	170.00
E39174	3 1/2" HYT SLIP SEGMENTS ONLY (MATCHED SET OF 4)	150.00
E39175	2 7/8" HYT SLIP SEGMENTS ONLY (MATCHED SET OF 4)	150.00

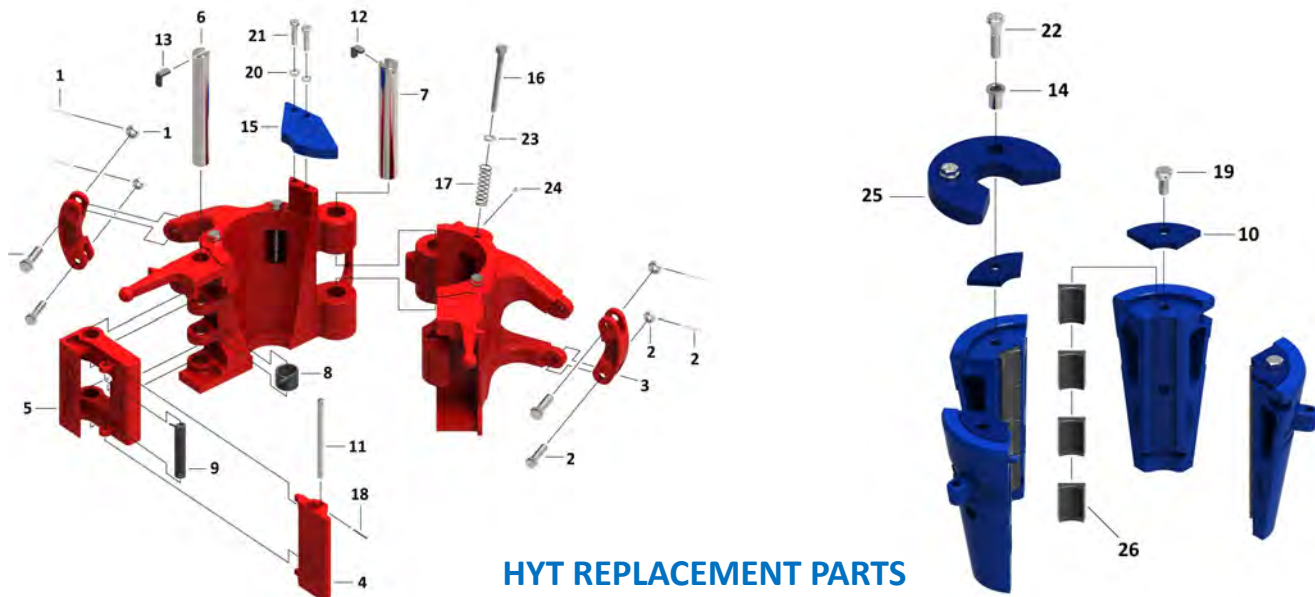
HYT SETTING RINGS

PART NO.	DESCRIPTION	#REQ.	WT.
E39214-3	3 1/2" HYT SETTING RING	1	11.00
E39214-2	2 7/8" HYT SETTING RING	1	11.00
E39214-1	2 3/8" HYT SETTING RING	1	13.00

HYT INSERTS

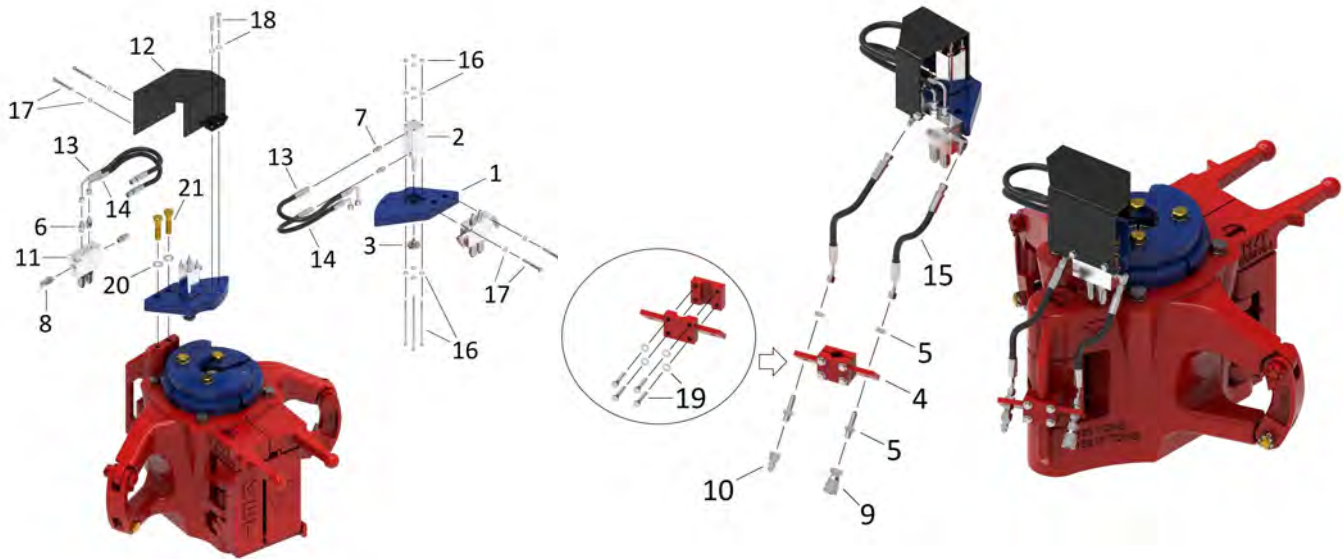
PART NO.	DESCRIPTION	#REQ.	WT.
E24774	3 1/2" X 3 1/2" INSERT	32	.50
E30358	3 1/2" X 2 7/8" INSERT	32	.75
E30358-23	3 1/2" X 2 3/8" INSERT	32	.80
E24773	2 7/8" X 2 7/8" INSERT	16	.75
E29255	2 7/8" X 2 3/8" INSERT	16	1.00

KET HYT-HSS SLIP TYPE ELEVATOR PARTS



PART NO.	ITEM	DESCRIPTION	**SPARES	#REQ.	WT.
E8145-1	1	UPPER LINK BLOCK BOLT, NUT, & COTTER	2	2	0.87
E8145-2	2	LOWER LINK BLOCK BOLT, NUT, & COTTER	2	2	0.57
E9519	3	LINK BLOCK		2	5.20
E39161	4	LATCH LOCK		1	7.82
E39162	5	LATCH		1	36.03
E39238	6	LATCH PIN		1	9.18
E39239	7	HINGE PIN		1	12.05
E39240	8	LATCH SPRING	2	1	0.69
E39241	9	LATCH LOCK SPRING	2	1	0.69
E39246	10	2.875 INSERT RETAINER PLATE		4	1.09
E39247	10	3.5 INSERT RETAINER PLATE		4	0.98
E39251	11	LATCH LOCK PIN		1	0.84
E39253	12	HINGE PIN RETAINER	2	1	0.075
E39254	13	LATCH PIN RETAINER	2	1	0.05
E51089	14	SETTING RING BUSHING	2	2	0.18
E51090-HYD	15	GUIDE PLATE	1	1	9.02
E52321	16	SLIP BOLT	8	4	0.76
E52539-1	17	SLIP SPRING	8	4	0.17
Roll Pin	18	3/16-1-1/4 SPRING PIN—LATCH LOCK PIN RETAINER	2	1	0.10
E939098-36	19	INSERT RETAINER PIN	4	2	0.26
E939098-634	20	GUIDE PLATE WASHER	2	2	0.10
E939098-75	21	GUIDE PLATE SCREW	2	2	0.26
E939098-96	22	SETTING RING BOLT	4	2	0.46
E939352-6	23	SLIP BOLT WASHER	4	4	0.05
E940308-1	24	GREASE FITTING	4	2	0.08
	25	SETTING RINGS	2	1	
	26	INSERTS	2 SETS	A/R	

KET HYT-HSS SLIP TYPE ELEVATOR PARTS



HYT HYDRAULIC SLIP REPLACEMENT PARTS

PART NO.	ITEM	DESCRIPTION	**SPARE	#REQ.	WT.
E51090-HYD	1	GUIDE PLATE	1	1	9.50
E51091	2	CYLINDER		1	2.620
E51091-1	3	CYLINDER ROD FOOT		1	0.125
E51092	4	HOSE MOUNTING CLAMP		1	2.10
E51092-1	5	1/4-18 NPT X 7/16-20 BULKHEAD STRAIGHT FITTING & 7/16-20 HEX NUT	1	1	0.10
E51092-2	6	SAE 37 7/16-20 x SAE O-RING 9/16-18 STRAIGHT FITTING	2	2	0.14
E51092-3	7	SAE 37 7/16-20 x SAE O-RING 5/16-24 STRAIGHT FITTING	2	2	0.12
E51092-4	8	SAE 37 7/16-20 x SAE O-RING 9/16-18 ELBOW FITTING	2	2	0.12
E51092-F	9	1/4 NPTF FEMALE QUIK-DISCONNECT HOSE COUPLING	1	1	0.30
E51092-M	10	1/4 NPFT MALE QUICK-DISCONNECT HOSE COUPLING	1	1	0.10
E51094	11	COUNTER BALANCE VALVE		1	1.60
E51095	12	GUARD		1	4.90
E51096-1	13	90 LONG x STRAIGHT 12" HOSE ASSEMBLY	1	1	0.40
E51096-2	14	90 SHORT x STRAIGHT 12" HOSE ASSEMBLY	1	1	0.40
E51096-3	15	45 SHORT x STRAIGHT 12" HOSE ASSEMBLY	1	2	0.33
E51097-1	16	#12-24 x 5.5 HEXHEAD BOLT, WASHERS, & NYLON HEX LOCKNUT	4	4	0.10
E51097-2	17	5/16-18 x 2.5 HEXHEAD BOLT AND LOCK WASHER	2	2	0.10
E51097-3	18	5/16-18 x 1.5 HEXHEAD CAP SCREW AND WASHER	2	2	0.10
E51097-4	19	5/16-18 X 1.5 HEXHEAD CAP SCREW AND WASHER	4	4	0.10
E939098-65	20	GUIDE PLATE LOCK WASHER	2	2	0.01
E939098-75	21	GUIDE PLATE SCREW	2	2	0.26

KET YC (75 TON) SLIP TYPE ELEVATOR

PART NO.	RANGE	SIZE OF LINKS	WEIGHT
E24140	3 1/2" - 7"	2 1/4" - 2 3/4"	365.00



YC SLIP ASSEMBLIES

PART NO.	DESCRIPTION	WT.
E34931	4 1/2" X 3 1/2" YC SLIP ASSY.	150.00
E26830	4 1/2" X 4" YC SLIP ASSY.	150.00
E24072-5	4 1/2" X 4 1/2" YC SLIP ASSY.	150.00
E24072-7	5 1/2" X 5" YC SLIP ASSY.	150.00
E24072-2	5 1/2" X 5 1/2" YC SLIP ASSY.	150.00
E24077-1	7" X 7" YC SLIP ASSY.	150.00
E24077-7	7" X 6 5/8" YC SLIP ASSY	150.00
E24072-4	4 1/2" YC SLIP SEGMENTS ONLY (MATCHED SET OF 4)	130.00
E24072	5 1/2" YC SLIP SEGMENTS ONLY (MATCHED SET OF 4)	130.00
E24077	7" YC SLIP SEGMENT ONLY (MATCHED SET OF 4)	130.00

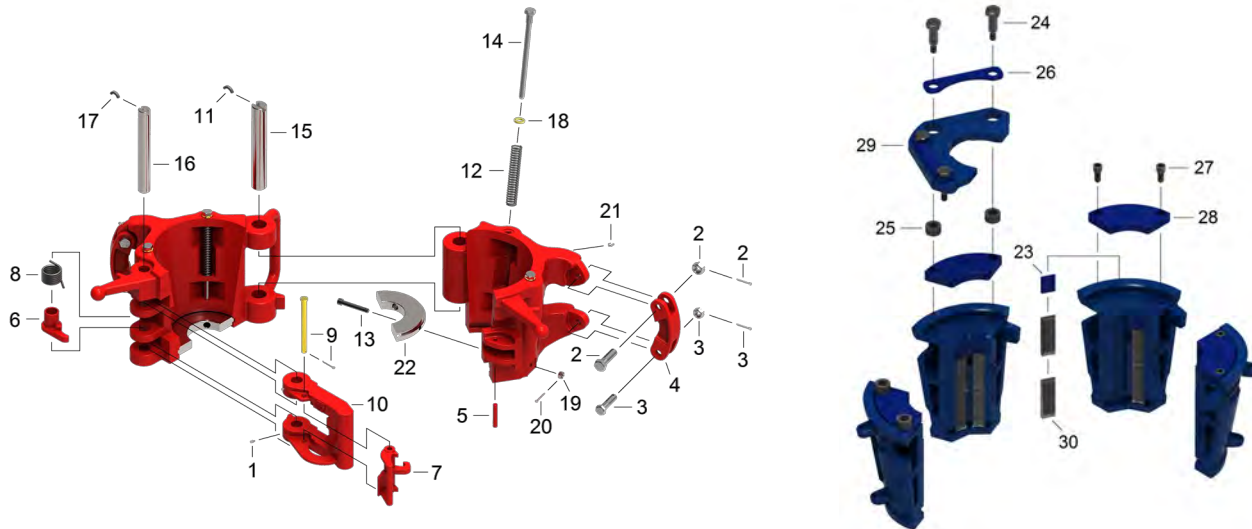
YC SETTING PLATES

PART NO.	DESCRIPTION	#REQ.	WT.
E34932	3 1/2" SETTING PLATE	1	8.00
E30209	4" SETTING PLATE	1	8.00
E30219	4 1/2" SETTING PLATE	1	7.00
E30220	5" SETTING PLATE	1	6.25
E30223	5 1/2" SETTING PLATE	1	6.13
E30226	6 5/8" SETTING PLATE	1	6.00
E30229	7" SETTING PLATE	1	5.50

YC BOTTOM GUIDE PLATES

PART NO.	DESCRIPTION	#REQ.	WT.
E24071-2	7" BOTTOM GUIDE	1	3.75
E24071-3	6 5/8" BOTTOM GUIDE	1	4.50
E24071-1	5 1/2" BOTTOM GUIDE	1	5.50
E24071	5" BOTTOM GUIDE	1	7.75
E24071-4	4 1/2" BOTTOM GUIDE	1	8.50
E26827	4" BOTTOM GUIDE	1	8.50
E26827-1	3 1/2" BOTTOM GUIDE	1	8.00

KET YC SLIP TYPE ELEVATOR PARTS




YC REPLACEMENT PARTS

ITEM	QTY	PART NO.	DESCRIPTION	*SPARE	WT.
1	1	E316-SI	LATCH GREASE ZERT		
2	2	E8145-1	UPPER LINK BLOCK BOLT, NUT, & COTTER	2	1.00
3	2	E8145-2	LOWER LINK BLOCK BOLT, NUT, & COTTER	2	1.00
4	2	E9519	LINK BLOCK		5.20
5	1	E12529	DOOR LUG PIN		.65
6	1	E12946	LATCH CAM		1.50
7	1	E12972	LATCH LOCK		3.50
8	1	E12978	LATCH SPRING	2	0.63
9	1	E13530	LATCH LOCK PIN W/COTTER	2	0.69
10	1	E15348	LATCH		27.00
11	1	E23116-1-R	HINGE PIN RETANIER	2	0.20
12	4	E24049	SLIP SPRING	8	0.30
13	4	E24075	BOTTOM GUIDE PLATE SCREW W/ NUT		0.84
14	4	E24076	SLIP BOLT	4	1.05
15	1	E24181	HINGE PIN		12.05
16	1	E24182	LATCH PIN		0.18
17	1	E29464	LATCH PIN RETAINER	2	0.20
18	4	E939352-6	LOCK WASHER F/ SLIP BOLTS	2	0.06
19	4	E939484-5	BOTTOM GUIDE PLATE NUT		.25
20	4	E939672	BOTTOM GUIDE PLATE/ COTTER		0.05
21	1	E940308-1	GREASE ZERT		0.05
22	1	E24071-	BOTTOM GUIDE PLATE		
23	4	E24506	INSERT SPACER	4	0.25
24	4	E30211	SETTING PLATE BOLT	4	0.25
25	4	E30213	RUBBER BUSHING	8	0.05
26	2	E30216	SETTING RING RETAINER		0.25
27	4	E941271-73	INSERT REATINER SCREW	8	.13
28	4	E30214	INSERT RET. RING 3 1/2" - 4 1/2"	4	2.75
28	4	E30224	INSERT RET.RING 5" & 5 1/2"	4	2.13
28	4	E30230	INSERT RET. RING 6 5/8" & 7"	4	2.75
29	1		SETTING PLATES	2	
30			INSERTS	2 SETS	

MYC 125 TON ELIP TYPE ELEVATOR

PART NO.	RANGE	SIZE OF LINKS	WEIGHT
E200360	3 1/2" - 7"	2 1/4" - 2 3/4"	750.00



PART NO.	DESCRIPTION	WT.
E34931	4 1/2" X 3 1/2" YC/MYC SLIP ASSY.	150.00
E26830	4 1/2" X 4" YC/MYC SLIP ASSY.	150.00
E24072-5	4 1/2" X 4 1/2" YC/MYC SLIP ASSY.	150.00
E24072-7	5 1/2" X 5" YC/MYC SLIP ASSY.	150.00
E24072-2	5 1/2" X 5 1/2" YC/MYC SLIP ASSY.	150.00
E24077-1	7" X 7" YC/MYC SLIP ASSY.	150.00
E24077-7	7" X 6 5/8" YC/MYC SLIP ASSY	150.00
E24072-4	4 1/2" YC/MYC SLIP SEGMENTS ONLY (MATCHED SET OF 4)	130.00
E24072	5 1/2" YC/MYC SLIP SEGMENTS ONLY (MATCHED SET OF 4)	130.00
E24077	7" YC/MYC SLIP SEGMENT ONLY (MATCHED SET OF 4)	130.00

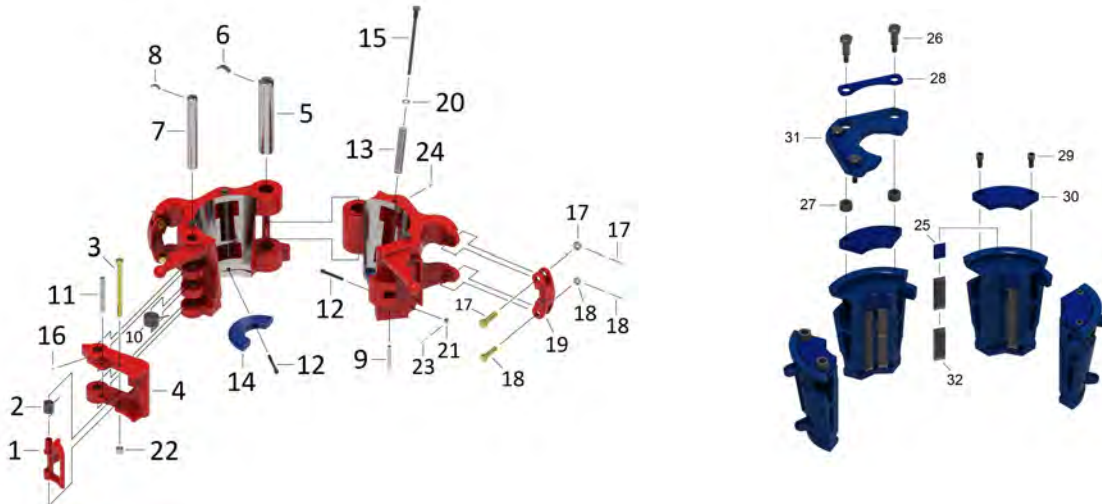
MYC SETTING PLATES

PART NO.	DESCRIPTION	#REQ.	WT.
E34932	3 1/2" SETTING PLATE	1	8.00
E30209	4" SETTING PLATE	1	8.00
E30219	4 1/2" SETTING PLATE	1	7.00
E30220	5" SETTING PLATE	1	6.25
E30223	5 1/2" SETTING PLATE	1	6.13
E30226	6 5/8" SETTING PLATE	1	6.00
E30229	7" SETTING PLATE	1	5.50

MYC BOTTOM GUIDE PLATES

PART NO.	DESCRIPTION	#REQ.	WT.
E24071-2	7" BOTTOM GUIDE	1	3.75
E24071-3	6 5/8" BOTTOM GUIDE	1	4.50
E24071-1	5 1/2" BOTTOM GUIDE	1	5.50
E24071	5" BOTTOM GUIDE	1	7.75
E24071-4	4 1/2" BOTTOM GUIDE	1	8.50
E26827	4" BOTTOM GUIDE	1	8.50
E26827-1	3 1/2" BOTTOM GUIDE	1	8.00


MYC 125 TON SLIP TYPE ELEVATOR PARTS



ITEM NO.	PART NO.	DESCRIPTION	**SPARES	#REQ.	WT.
1	E13152	LATCH LOCK	1	1	4.00
2	E13188	LATCH LOCK SPRING	2	1	0.38
3	E15101	LATCH LOCK PIN	1	1	1.30
4	E200363	LATCH		1	42.00
5	E200364	HINGE PIN		1	16.00
6	E200364-RT	HINGE PIN RETAINER		1	0.19
7	E200365	LATCH PIN		1	7.50
8	E200365-RT	LATCH PIN RETAINER		1	0.13
9	E200366	DOOR LUG PIN		11	0.32
10	E200367	LATCH SPRING	2	1	0.68
11	E200368	SPRING STOP PIN		1	0.94
12	E200369	GUIDE PLATE SCREW		4	0.84
13	E24049	SLIP SPRING	8	4	0.35
14	E24075-B	BOTTOM GUIDE PLATE		2	-
15	E24076	SLIP BOLT	4	4	1.00
16	E316-TI	LATCH GREASE ZERT		2	0.10
17	E8145-1	UPPER LINK BLOCK BOLT, NUT, & COTTER	2	2	0.50
18	E81452	LOWER LINK BLOCK BOLT, NUT, & COTTER	2	2	0.50
19	E9519	LINK BLOCK		2	5.50
20	E939352-6	SLIP BOLT LOCK WASHER	2	4	0.25
21	E939484-5	GUIDE PLATE NUT		4	0.25
22	E939484-8	LATCH LOCK BOLT & NUT	2	1	1.50
23	E939672	GUIDE PLATE COTTER		4	0.05
24	E940308-1	1/8 NPT GREASE ZERT		1	0.05
25	E24506	INSERT SPACER	4	4	0.25
26	E30211	SETTING PLATE BOLT	4	4	0.25
27	E30213	RUBBER BUSHING	4	4	0.05
28	E30216	SETTING RING RETAINER	2		0.25
29	E941271-73	INSERT RETAINER SCREW	4	8	0.13
30	E30214	INSERT RETAINER RING 3 1/2"-4 1/2"	4	4	2.75
30	E30224	INSERT RETAINER RING 5" - 5 1/2"	4	4	2.13
30	E30230	INSERT RETAINER RING 6 5/8" - 7"	4	4	2.75
31	SEE CHART	SETTING PLATE (REFERENCE CHART ON PAGE BEFORE)	2	1	-
32	SEE CHART	INSERTS (REFERENCE CHART ON PAGE BEFORE)	2 SETS	-	-

KET HYC 200 TON ELEVATOR

PART NO.	RANGE	SIZE OF LINKS	WEIGHT
E55310	3 1/2" - 7 5/8"	2 1/4" - 3 1/2"	1300.00



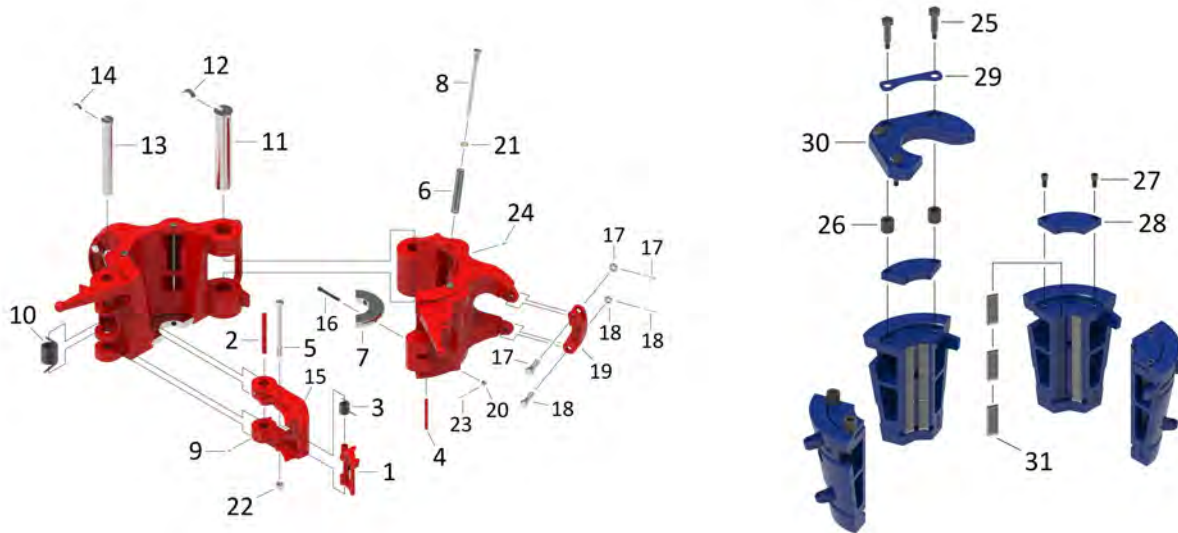
HYC SLIP ASSEMBLIES

PART NO.	DESCRIPTION	WT.
E55509-2	4 1/2" X 3 1/2" HYC SLIP ASSY.	300
E55510-2	4 1/2" X 4" HYC SLIP ASSY.	300
E55511-2	4 1/2" X 4 1/2" HYC SLIP ASSY.	300
E55512-2	5 1/2" X 5" HYC SLIP ASSY.	300
E55513-2	5 1/2" X 5 1/2" HYC SLIP ASSY.	300
E55514-2	7" X 6 5/8" HYC SLIP ASSY.	265
E55515-2	7" X 7" HYC SLIP ASSY.	265
E70009	7 5/8 x 7 5/8" HYC SLIP ASSY	265
E55511-1	4 1/2" HYC SLIP SEGMENTS ONLY (MATCHED SET OF 4)	250
E55513-1	5 1/2" HYC SLIP SEGMENTS ONLY (MATCHED SET OF 4)	230
E55515-1	7" HYC SLIP SEGMENTS ONLY (MATCHED SET OF 4)	200
E70009-1	7 5/8" HYC SLIP SEGMENT ONLY (MATCHED SET OF 4)	200

HYC MILL CUT SLIP ASSEMBLIES

PART NO.	DESCRIPTION	WT.
E55575-MC	7 5/8" MILL CUT SLIP SET LESS RISER SETTING PLATE	-
E55585-MC	8 5/8" MILL CUT SLIP SET LESS RISER SETTING PLATE	-
E55515-MC	8 3/4" MILL CUT SLIP SET LESS RISER SETTING PLATE	-



KET HYC 200 TON SLIP TYPE ELEVATOR PARTS



ITEM NO.	PART NO.	DESCRIPTION	**SPARES	#REQ.	WT.
1	E13152	LATCH LOCK	1	1	4
2	E13185	LATCH SPRING STOP		1	0.25
3	E13188	LATCH LOCK SPRING	2	1	0.25
4	E13190	DOOR LUG PIN		1	0.65
5	E15101	LATCH LOCK BOLT	1	1	0.75
6	E945044-2	SLIP SPRING	8	4	0.35
8	E24076	SLIP BOLT	4	4	1
9	E940308-1	GREASE FITTING		1	0.1
10	E34909	LATCH SPRING	2	1	1.5
11	E55311	HINGE PIN		1	25
12	E55504	HINGE PIN RETAINER		1	0.35
13	E55312	LATCH PIN		1	9
14	E55505	LATCH PIN RETAINER		1	0.2
17	E939672-19	COTTER PIN	3	3	0.1
17	E8145-1	UPPER LINK BLOCK BOLT, NUT, & COTTER	2	2	0.5
18	E8145-2	LOWER LINK BLOCK BOLT, NUT, & COTTER	2	2	0.5
18	E939672-17	COTTER PIN	8	4	0.1
19	E9519	LINK BLOCK		2	5.5
21	E939354-6	LOCKWASHER	4	4	0.25
22	E8150	LATCH LOCK BOLT NUT	1	1	0.25
25	E55501	SHOULDER SCREW	8	4	0.41
26	E55502	RUBBER BUSHING	8	4	0.04
27	E941271-73	INSERT RETAINER SCREW	4	4	0.08
28	E70011	7 5/8" INSERT RETAINER		4	1.85
28	E30230	7" INSERT RETAINER		4	2
28	E30224	5 1/2" INSERT RETAINER		4	2.5
28	E30214	4 1/2" - 3 1/2" INSERT RETAINER		4	2.5
29	E30216	SETTING RING RETAINER (3 1/2" - 7")	2	2	0.25
29	E70147	SETTING RING RETAINER (7 5/8")	2	2	0.3

KET HYC-XR 200 TON ELEVATOR

PART NO.	RANGE	SIZE OF LINKS	WEIGHT
E55310-XR	7 5/8" - 9 5/8"	2 1/4" - 3 1/2"	1200.00



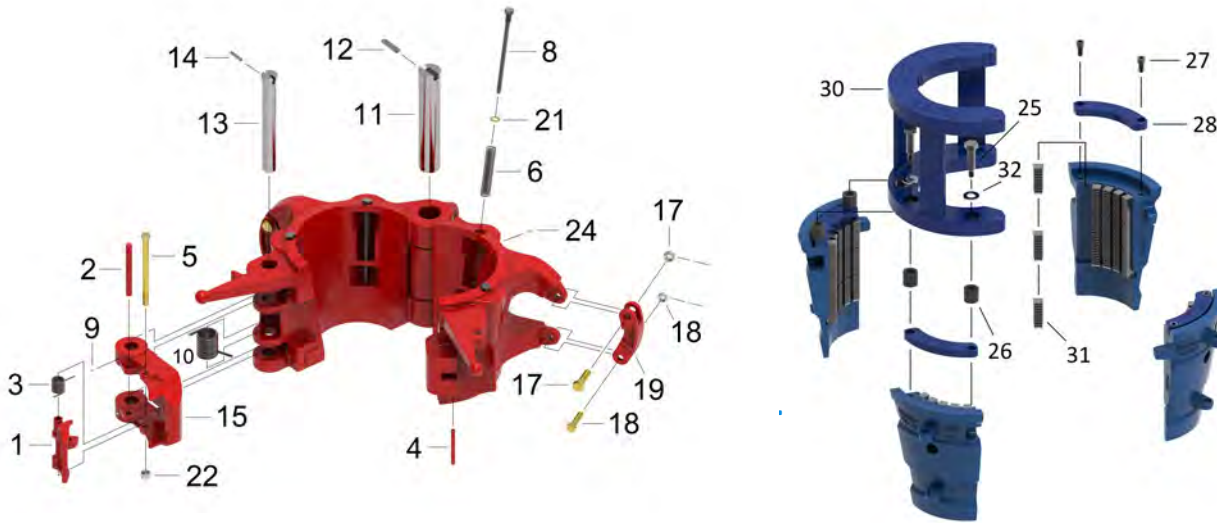
HYC SLIP ASSEMBLIES

PART NO.	DESCRIPTION	WT.
E55515-87	8 5/8" X 7 5/8" SLIP ASSEMBLY COMPLETE LESS RISER SETTING PLATE	-
E55515-8	8 5/8" SLIP ASSEMBLY COMPLETE LESS RISER SETTING PLATE	-
E55515-98	9 5/8" X 8 5/8" SLIP ASSEMBLY COMPLETE LESS RISER SETTING PLATE	-
E55515-9	9 5/8" SLIP ASSEMBLY COMPLETE LESS RISER SETTING PLATE	-
E55515-11	8 5/8" HYC-XR SLIP SET (MATCHED SET OF 4)	-
E55515-10	9 5/8" HYC-XR SLIP (MATCHED SET OF 4)	-

RISER SETTING PLATES

ITEM NO.	PART NO.	DESCRIPTION	WT.
30	E70012RP	7 5/8" HYC 10" RISER SETTING PLATE	-
30	E55525RP	8 5/8" HYC 10" RISER SETTING PLATE	-
30	E55585XRRP-9	8 5/8" HYC 12" RISER SETTING PLATE	-
30	E55585RP-9	8 5/8" HYC 10" RISER SETTING PLATE F/MILL CUT SLIPS	-

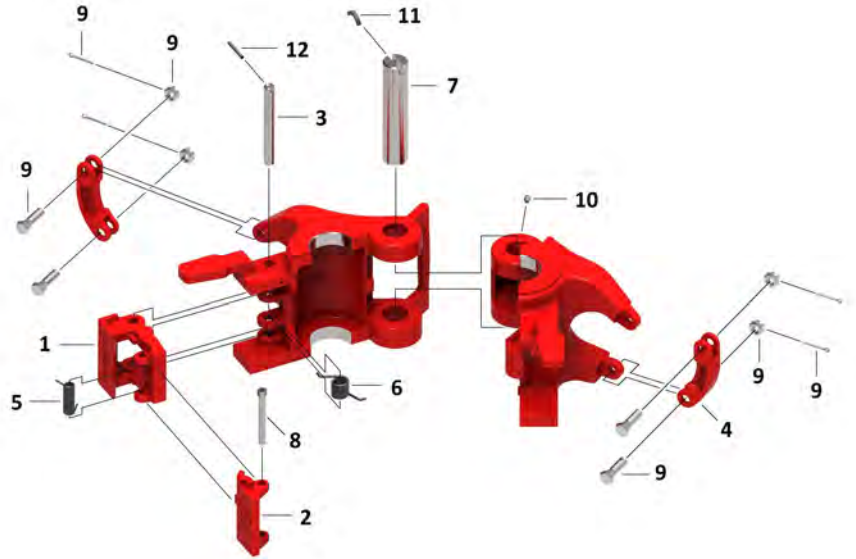

KET HYC-XR 200 TON SLIP TYPE ELEVATOR PARTS



ITEM NO.	PART NO.	DESCRIPTION	**SPARES	#REQ.	WT.
1	E13152	LATCH LOCK	1	1	4
2	E13185	LATCH SPRING STOP		1	0.25
3	E13188	LATCH LOCK SPRING	2	1	0.25
4	E13190	DOOR LUG PIN		1	0.65
5	E15101	LATCH LOCK BOLT	1	1	0.75
6	E945044-2	SLIP SPRING	8	4	0.35
8	E24076	SLIP BOLT	4	4	1
9	E940308-1	GREASE FITTING		1	0.1
10	E34909	LATCH SPRING	2	1	1.5
11	E55311	HINGE PIN		1	25
12	E55504	HINGE PIN RETAINER		1	0.35
13	E55312	LATCH PIN		1	9
14	E55505	LATCH PIN RETAINER		1	0.2
17	E939672-19	COTTER PIN	3	3	0.1
17	E8145-1	UPPER LINK BLOCK BOLT, NUT, & COTTER	2	2	0.5
18	E8145-2	LOWER LINK BLOCK BOLT, NUT, & COTTER	2	2	0.5
18	E939672-17	COTTER PIN	8	4	0.1
19	E9519	LINK BLOCK		2	5.5
21	E939354-6	LOCKWASHER	4	4	0.25
22	E8150	LATCH LOCK BOLT NUT	1	1	0.25
25	E55501	SHOULDER SCREW	8	4	0.41
26	E55502	RUBBER BUSHING	8	4	0.04
27	E941271-73	INSERT RETAINER SCREW	4	4	0.08
28	E30214	INSERT RETAINER 8 5/8" - 9 5/8"		4	2.5
28	E70011	INSERT RETAINER 7 5/8—8 5/8"		4	1.85
30	N/A	RISER SETTING PLATE SEE TABLE ON PAGE 45		1	-
31	A20-103-86	TYPE "A" 9.625 X 8.625 INSERT	60	60	0.22
31	A02-103	TYPE "A" 9.625 INSERT	60	60	5.28
32	E9133865-10	SHOULDER SCREW WASHER		4	0.1

KET TMA (100 TON) ELEVATOR

PART NO.	RANGE	SIZE OF LINKS	WEIGHT
E500063	2-3/8" - 5"	1-3/4" - 2-3/4"	132.00



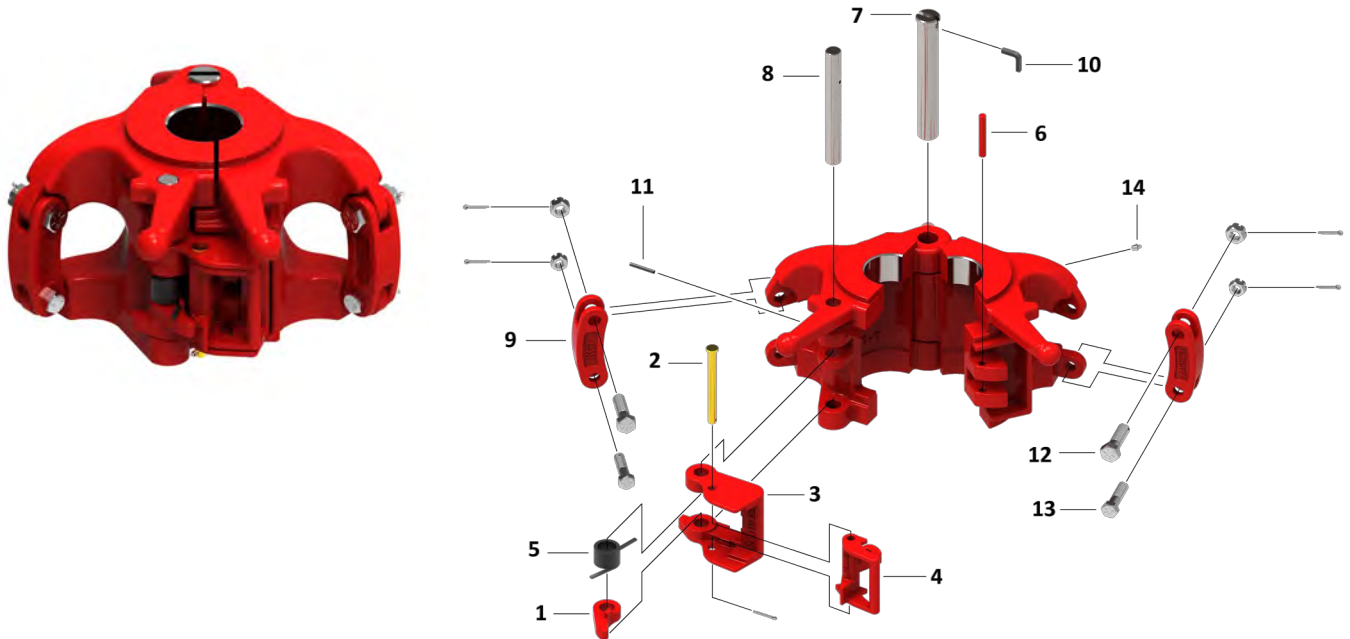
REPLACEMENT PARTS FOR TMA ELEVATORS

ITEM	QTY	PART NO.	DESCRIPTION	SPARES	WEIGHT
1	1	E32380	LATCH		6.36
2	1	E32381-1	LATCH LOCK		2.38
3	1	E32424-1	LATCH PIN		0.78
4	2	E32430	LINK BLOCK		2.25
5	1	E32758	LATCH LOCK SPRING	2	.125
6	1	E32760	LATCH SPRING	2	.180
7	1	E32915	HINGE PIN		5.48
8	1	E36208	LATCH LOCK PIN	1	.240
9	4	E939099-65-2	LINK BLOCK BOLT, NUT, AND COTTER	4	0.12
10	1	E940308-1	GREASE FITTING	2	0.02
11	1	E32915-R	HINGE PIN RETAINER	2	0.12
12	1	E32424-1-R	LATCH PIN RETAINER	2	0.12

1 YEAR SPARES, FOR 2 YEAR SPARES ADD 1 EA. OF * THESE ITEMS

KET MRA(175 TON) CENTER LATCH ELEVATOR

PART NO.	RANGE	SIZE OF LINKS	WEIGHT
E30158	2-3/8"-5-1/2"	1-3/4"-2-3/4"	210.00



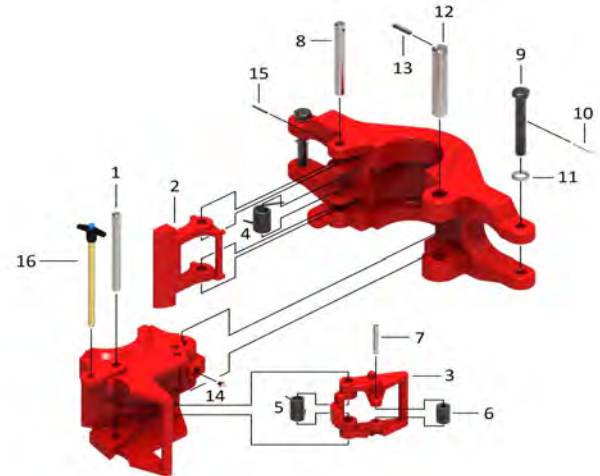

REPLACEMENT PARTS FOR MRA ELEVATORS

ITEM	QTY	PART NO.	DESCRIPTION	SPARES	WEIGHT
1	1	E11581	LATCH CAM	1	0.12
2	1	E11759	LATCH LOCK PIN	1	2.09
3	1	E11763	LATCH		9.04
4	1	E11764	LATCH LOCK	*	3.00
5	1	E11766	LATCH SPRING	2	0.10
6	1	E12529	LATCH LUG PIN		0.03
7	1	E26813-2	HINGE PIN	*	4.09
8	1	E26814	LATCH PIN	*	2.09
9	1	E26817	LINK BLOCK		3.08
10	1	E26813-2-R	HINGE PIN RETAINER	2	0.12
11	1	E8156	LATCH PIN RETAINER	2	0.12
12	2	E8145-1	UPPER LINK BLOCK BOLT, NUT, & COTTER	2	0.12
13	2	E8145-2	LOWER LINK BLOCK BOLT, NUT, & COTTER	2	0.12
14	1	E940308-1	GREASE ZERT	2	0.02

1 YEAR SPARES, FOR 2 YEAR SPARES ADD 1 EA. OF * THESE ITEMS

KET SLX—65 (65 TON) SIDE DOOR ELEVATOR

PART NO.	RANGE	SIZE OF LINKS	WT.
E38-045	3 1/2" - 5"	1 3/4" - 2 3/4"	160.00
E38-067	5 1/2" - 8 5/8"	1 3/4" - 2 3/4"	190.00
E38-809	9" - 10 3/4"	1 3/4" - 2 3/4"	218.00
E38-137	11" - 14 1/4"	1 3/4" - 2 3/4"	275.00

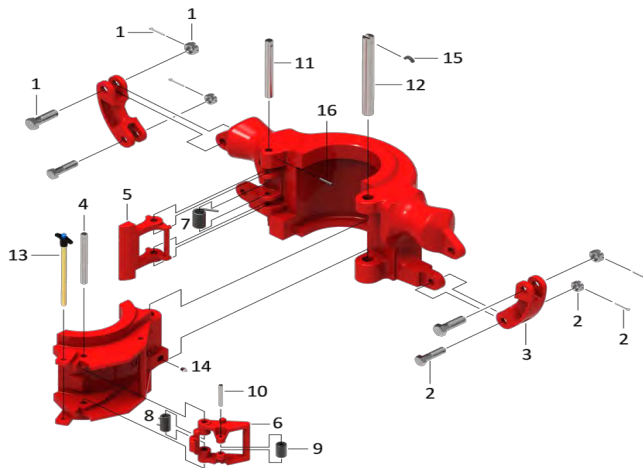


KET REPLACEMENT PARTS FOR SLX-65 ELEVATOR

KET #	ITEM #	DESCRIPTION	SPARES	# REQ	WT.
E29980-4	1	LATCH LOCK PIN		1	0.50
E31331	2	LATCH		1	4.50
E31332	3	LATCH LOCK		1	3.50
E31383	4	LATCH SPRING	2	1	0.45
E31404	5	LATCH LOCK SPRING	2	1	0.19
E31407	6	LATCH LOCK ROLLER		1	0.38
E31584	7	LATCH LOCK ROLLER PIN		1	0.13
E32424-3	8	LATCH PIN		1	0.83
E34X6	9	LINK BLOCK BOLT (E38-045 FRAME)	2	2	0.75
E34X7	9	LINK BLOCK BOLT (E38-067, 38-137, 38-809 FRAME)	2	2	0.75
E34X7-C	10	LINK BLOCK BOLT COTTER		1	0.04
E34X7-W	11	LINK BLOCK BOLT LOCK WASHER		1	0.07
E34612	12	HINGE PIN (E38-045 FRAME)		1	2.00
E34613	12	HINGE PIN (E38-67, E38-809, E38-137 FRAME)			2.15
E34611-R	13	HINGE PIN RETAINER (E38-137, 38-809 FRAME)		1	0.06
E34614	13	HINGE PIN RETAINER (E38-045, 38-067 FRAME)		1	0.06
E940308-1	14	1/8 NPT GREASE ZERT	1	1	0.08
E947128-120	15	LATCH PIN RETAINER	1	1	0.08
E39-051-4	16	SAFETY LATCH LOCK PIN E38-045 FRAME)	2	1	0.50
E39-051-5	16	SAFETY LATCH LOCK PIN (E38-067, 38-809, 38-137 FRAME)	2		

KET SLX (150-350 TON) SIDE DOOR ELEVATOR

150 TON KET NO.	250 TON KET NO.	350 TON KET NO.	RANGE	SIZE OF LINKS	WT.
E31150	N/A	N/A	3 1/2" - 5"	2-1/4"-3-1/2"	270.0
E31239	E31250	E31275 (5 1/2" - 8 5/8")	4 1/2" - 8 5/8"	2-1/4"-3-1/2"	300.0
E33950	E33650	E33675	9 5/8" - 10 3/4"	2-1/4"-3-1/2"	420.0
E33982	E33850	E33875	11 3/4" - 14"	2-1/4"-3-1/2"	475.0



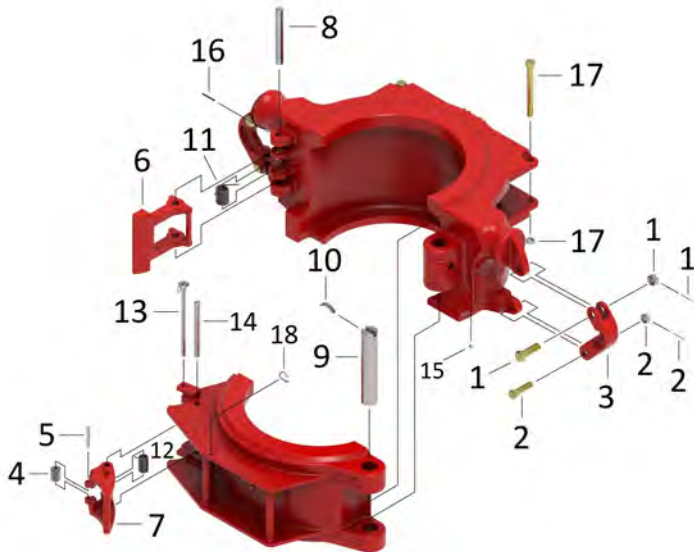
KET REPLACEMENT PARTS FOR SLX-150, 250, & 350 ELEVATORS

KET #	ITEM #	DESCRIPTION	SPARES	# REQ	WT.
E8145-1	1	UPPER LINK BLOCK BOLT, NUT, CUTTER	2	2	1.13
E8145-2	2	LOWER LINK BLOCK BOLT, NUT, CUTTER	2	2	1.13
E9519	3	LINK BLOCK		2	5.50
E29980-4	4	LATCH LOCK PIN	1	1	0.50
E31331	5	LATCH		1	4.50
E31332	6	LATCH LOCK		1	3.50
E31383	7	LATCH SPRING	2	1	0.44
E31404	8	LATCH LOCK SPRING	2	2	0.19
E31407	9	LATCH LOCK ROLLER		1	0.38
E31584	10	LATCH LOCK ROLLER PIN		1	0.13
E32424-5	11	LATCH PIN	1	1	0.75
E34611	12	HINGE PIN (E31150 - E31275 FRAME)		1	4.44
E33953	12	HINGE PIN (E33950 - E33675 FRAME)		1	6.25
E33985	12	HINGE PIN (E33982 - E33875 FRAME)		1	8.50
E39-051-5	13	SAFETY LATCH LOCK PIN	2	1	0.50
E940308-1	14	1/8 NPT GREASE ZERT	1	1	0.80
E34614	15	HINGE PIN RETAINER (E31150 - E31275 FRAME)		1	0.09
E34614-1	15	HINGE PIN RETAINER (E33950 - E33675 FRAME)		1	0.06
E34614-2	15	HINGE PIN RETAINER (E33982 - E33875 FRAME)		1	0.04
E947128-120	16	LATCH PIN RETAINER (SPRING PIN)	1	1	0.08

1 YEAR SPARES, FOR 2 YEAR SPARES ADD 1 EA. OF * THESE ITEMS

KET SLX (150-350 TON) SIDE DOOR ELEVATOR

150 TON KET NO.	250 TON KET NO.	350 TON KET NO.	RANGE	SIZE OF LINKS	WT.
E33632	E33633	E33634	18" - 22 5/8"	2-1/4"-3-1/2"	



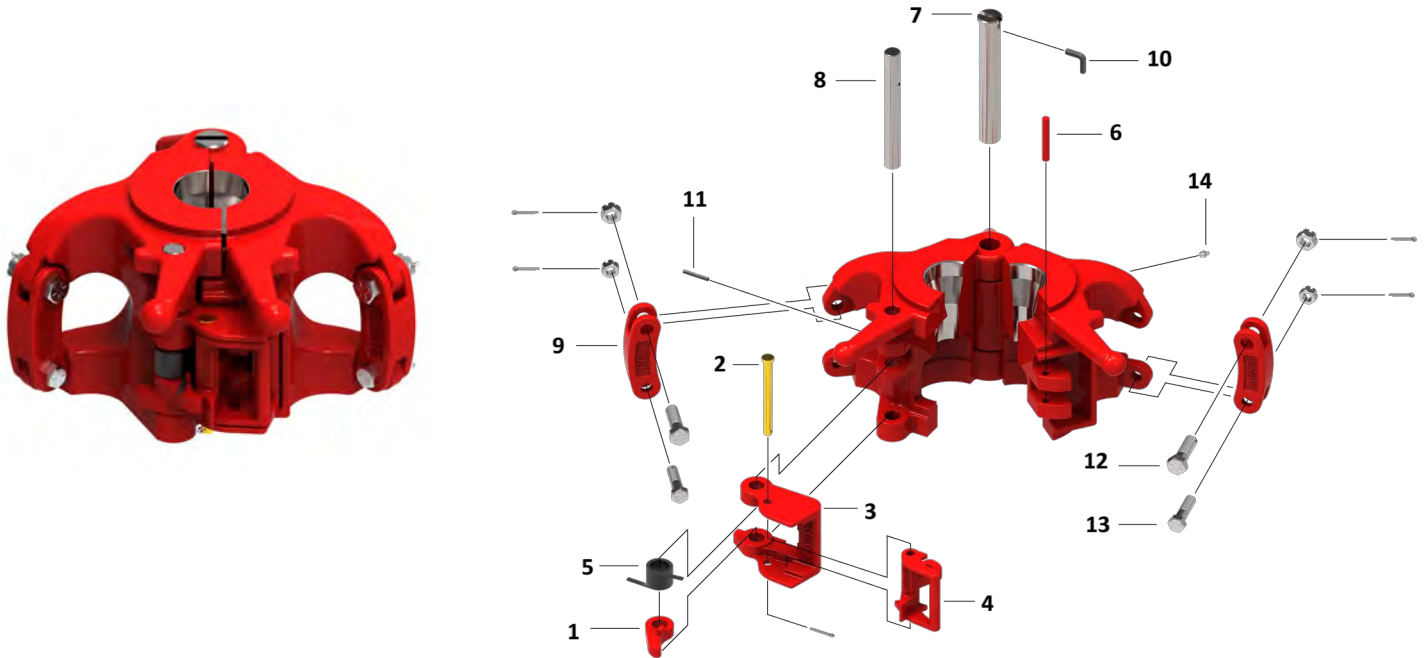
KET REPLACEMENT PARTS FOR SLX-150, 250, & 350 ELEVATORS

KET #	ITEM #	DESCRIPTION	SPARES	# REQ	WT.
E8145-1	1	UPPER LINK BLOCK BOLT, NUT, CUTTER	2	2	0.86
E8145-2	2	LOWER LINK BLOCK BOLT, NUT, CUTTER	2	2	0.57
E33250	3	LINK BLOCK		2	
E31407-20	4	LATCH LOCK ROLLER		1	0.38
E31584	5	LATCH LOCK ROLLER PIN		1	
E33634	6	LATCH		1	810.00
E33635	7	LATCH LOCK		1	3.45
E33645	8	LATCH PIN	1	1	
E33646	9	HINGE PIN		1	
E33646-RT	10	HINGE PIN RETAINER		1	
E31383	11	LATCH SPRING	2	1	0.34
E33657	12	LATCH LOCK SPRING		1	
535452	13	SAFETY LATCH LOCK PIN	2	1	
E50713	14	LATCH LOCK PIN	1	1	
E940308-1	15	1/8 NOT GREASE ZERT	1	1	0.08
E947128-120	16	LATCH PIN RETAINER	1	1	
E34X95	17	REAR HANDLE BOLT, NUT, & COTTER	2	2	

1 YEAR SPARES, FOR 2 YEAR SPARES ADD 1 EA. OF * THESE ITEMS

KET MG (100 TON) BOTTLENECK ELEVATOR

PART NO.	RANGE	SIZE OF LINKS	WEIGHT
E30157	2-3/8" - 5"	1-3/4"- 2-3/4"	240.00



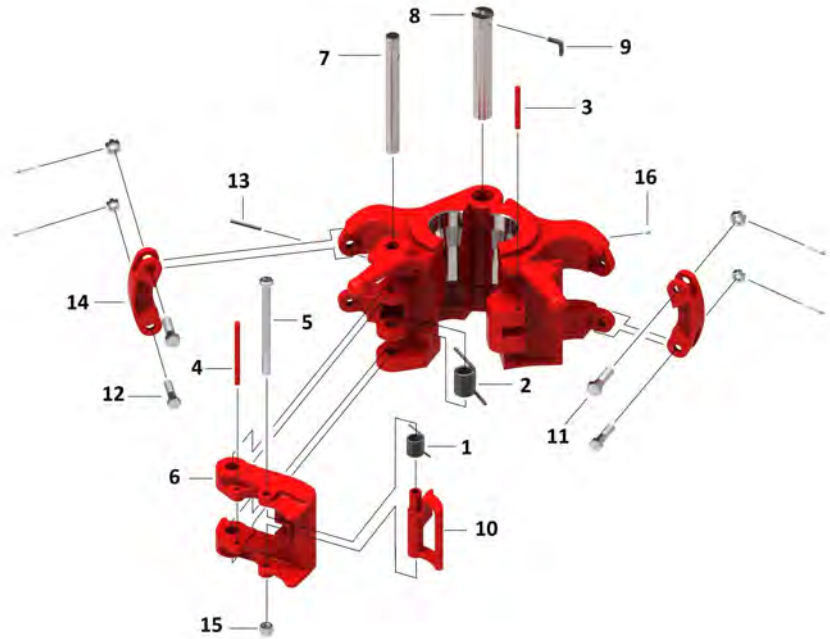
REPLACEMENT PARTS FOR MG ELEVATORS

ITEM	QTY	PART NO.	DESCRIPTION	SPARES	WEIGHT
1	1	E11581	LATCH CAM	1	0.12
2	1	E11759	LATCH LOCK PIN	1	2.09
3	1	E11763	LATCH		9.04
4	1	E11764	LATCH LOCK	*	3.00
5	1	E11766	LATCH SPRING	2	0.05
6	1	E12529	LATCH LUG PIN		0.03
7	1	E26813-2	HINGE PIN	*	4.09
8	1	E26814	LATCH PIN	*	2.09
9	1	E26817	LINK BLOCK		3.08
10	1	E26813-2-R	HINGE PIN RETAINER	2	0.12
11	1	E8156	LATCH PIN RETAINER	2	0.12
12	2	E8145-1	UPPER LINK BLOCK BOLT, NUT, & COTTER	2	0.12
13	2	E8145-2	LOWER LINK BLOCK BOLT, NUT, & COTTER	2	0.12
14	1	E940308-1	GREASE ZERT	2	0.02

1 YEAR SPARES, FOR 2 YEAR SPARES ADD 1 EA. OF * THESE ITEMS

KET RG (150 TON) BOTTLENECK ELEVATOR

PART NO.	RANGE	SIZE OF LINKS	WEIGHT
E30155	2-3/8"-4-1/2"	1-3/4"-2-3/4"	320.00



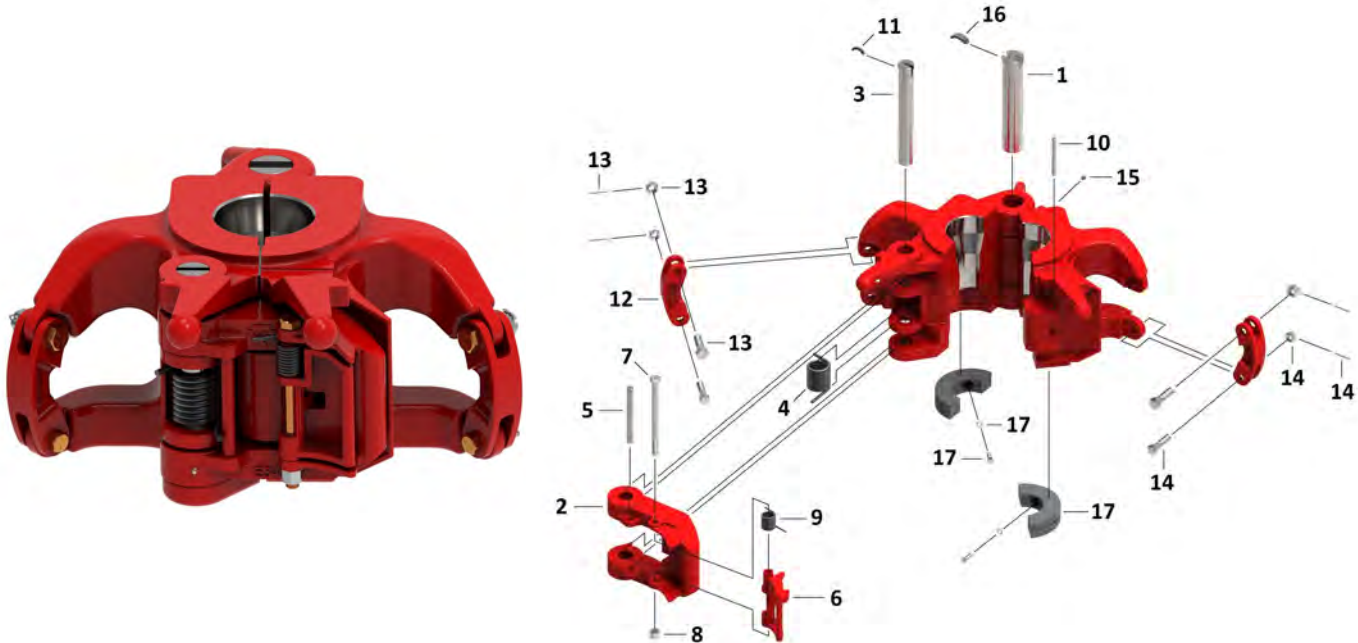
REPLACEMENT PARTS FOR RG ELEVATORS

ITEM	QTY	PART NO.	DESCRIPTION	SPARES	WEIGHT
1	1	E13188	LATCH LOCK SPRING	2	0.30
2	1	E23546	LATCH SPRING	2	1.00
3	1	E23547	LATCH LUG PIN		0.32
4	1	E23548	SPRING STOP PIN	1	0.94
5	1	E23553	LATCH LOCK BOLT & NUT	2	1.30
6	1	E30142	LATCH		44.00
7	1	E30148	LATCH PIN	*	4.00
8	1	E30149	HINGE PIN	*	7.00
9	1	E30149-1	HINGE PIN RETAINER	2	0.13
10	1	E30150	LATCH LOCK	*	4.00
11	2	E8145-1	UPPER LINK BLOCK BOLT, NUT, & COTTER		0.50
12	2	E8145-2	LOWER LINK BLOCK BOLT, NUT, & COTTER		0.75
13	1	E8156	LATCH PIN RETAINER	2	0.10
14	2	E9519-1	LINK BLOCK		5.50
15	1	E939484-8	LATCH LOCK NUT		0.20
16	1	E940308-1	GREASE ZERT	2	0.10

1 YEAR SPARES, FOR 2 YEAR SPARES ADD 1 EA. OF * THESE ITEMS

KET MGG (250 TON) BOTTLENECK ELEVATOR

PART NO.	RANGE	SIZE OF LINKS	WEIGHT
E35005	3-1/2"-5-1/2"	2-1/4"-3-1/2"	600.00



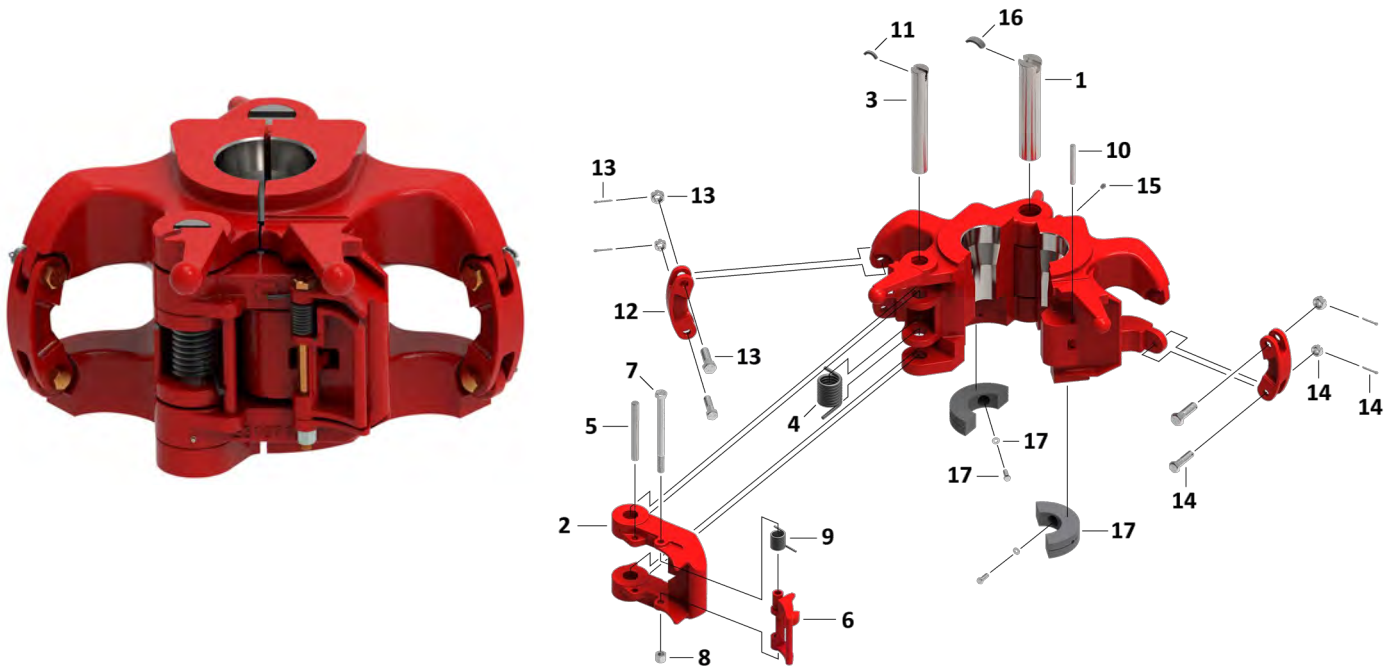
REPLACEMENT PARTS FOR MGG ELEVATORS

ITEM	QTY	PART NO.	DESCRIPTION	SPARES	WEIGHT
1	1	E34908	HINGE PIN	*	15.50
2	1	E34906	LATCH		57.00
3	1	E34907	LATCH PIN	*	7.31
4	1	E34909	LATCH SPRING	2	2.50
5	1	E13185	SPRING STOP PIN	1	0.94
6	1	E13152	LATCH LOCK	*	4.00
7	1	E15101	LATCH LOCK BOLT & NUT	2	1.30
8	1	E939484-8	LATCH LOCK BOLT NUT	2	0.20
9	1	E13188	LATCH LOCK SPRING	2	0.30
10	1	E13190	DOOR LUG PIN		0.32
11	1	E34911	LATCH PIN RETAINER	2	0.13
12	2	E9519	LINK BLOCK		5.50
13	2	E8145-1	UPPER LINK BLOCK BOLT, NUT, & COTTER	2	0.50
14	2	E8145-2	LOWER LINK BLOCK BOLT, NUT, & COTTER	2	0.75
15	1	E940308-1	GREASE FITTING		0.10
16	1	E34910	HINGE PIN RETAINER	2	0.19
17	1	E200275-	3-1/2"-5-1/2" WEAR BUSHING F/MGG & GG ELEVATORS	2	2.75

1 YEAR SPARES, FOR 2 YEAR SPARES ADD 1 EA. OF * THESE ITEMS

KET GG (350 TON) BOTTLENECK ELEVATOR

PART NO.	RANGE	SIZE OF LINKS	WEIGHT
E31068	3-1/2"-6-5/8"	2-1/4"-3-1/2"	700.00




REPLACEMENT PARTS FOR GG ELEVATORS

ITEM	QTY	PART NO.	DESCRIPTION	SPARES	WEIGHT
1	1	E33998	HINGE PIN	*	15.50
2	1	E31071	LATCH		57.00
3	1	E33999	LATCH PIN	*	7.31
4	1	E18416	LATCH SPRING	2	2.50
5	1	E13185	SPRING STOP PIN	1	0.94
6	1	E13152	LATCH LOCK	*	4.00
7	1	E15101	LATCH LOCK BOLT	2	1.30
8	1	E939484-8	LATCH LOCK BOLT NUT	2	0.20
9	1	E13188	LATCH LOCK SPRING	2	0.30
10	1	E13190	DOOR LUG PIN		0.32
11	1	E32892	LATCH PIN RETAINER	2	0.13
12	2	E9519	LINK BLOCK		5.50
13	2	E8145-1	UPPER LINK BLOCK BOLT, NUT, & COTTER	2	0.50
14	2	E8145-2	LOWER LINK BLOCK BOLT, NUT, & COTTER	2	0.75
15	1	E940308-1	GREASE FITTING		0.10
16	1	E31074	HINGE PIN RETAINER	2	0.19
17	1	E200275-	3-1/2" - 5-1/2" WEAR BUSHING F/MGG & GG ELEVATORS	2	2.75

1 YEAR SPARES, FOR 2 YEAR SPARES ADD 1 EA. OF * THESE ITEMS

KET BUSHING TYPE ELEVATOR (MGG-GG)

PART NO.	RANGE	SIZE OF LINKS	WEIGHT (LBS.)
E35005-IB (MGG)	2-7/8"-5"	2-1/4"-3-1/2"	600.00
E31068-IB (GG)	2-7/8"-5"	2-1/4"-3-1/2"	750.00
E31068-IB-2 (GG)	2-7/8"-5 1/2"	2-1/4"-3-1/2"	800.00

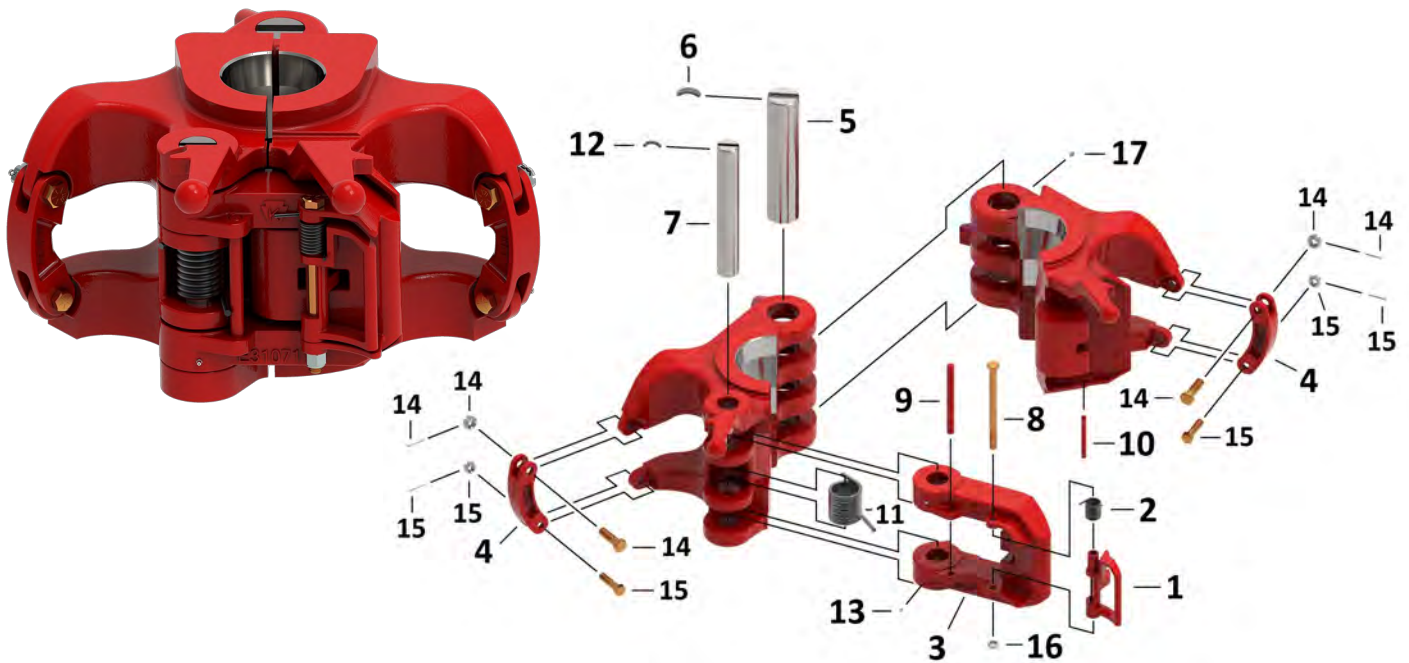


REPLACEMENT PARTS FOR BUSHING TYPE ELEVATORS

ITEM	QTY	PART NO.	DESCRIPTION	SPARES	WEIGHT (LBS.)
1	1	E35002-T	LOCK-BLOCK TOOL	1	0.755
2	4	E35001-S	RETAINER BUSHING	4	0.065
3	4	E35001	RETAINER BOLT	4	0.300
4	4	E35007	LOCK WASHER	4	0.015
5	4	E35006	SAFETY WIRE SCREW	4	0.075
6	4	E35002-ASSY	LOCK-BLOCK-ASSY.	4	0.335
7	1	E35000-	MGG BUSHING SET (SEE CHARTS BELOW FOR SPECIFIC SIZES)	1	SEE BELOW
7	1	E31000-	GG BUSHING SET (SEE CHARTS BELOW FOR SPECIFIC SIZES)	1	SEE BELOW
7	1	E31005-	GG-IB-2 BUSHING SET (SEE CHARTS BELOW FOR SPECIFIC SIZES)	1	SEE BELOW
	1	E35000-118	2-7/8"-BUSHING F/MGG	1	68.00
	1	E35000-120	3-1/2"-BUSHING F/MGG	1	66.00
	1	E35000-121	4" FH BUSHING F/MGG	1	64.00
	1	E35000-220	4" SH BUSHING F/MGG	1	65.00
	1	E35000-122	4-1/2" BUSHING F/MGG	1	62.00
	1	E35000-123	5" BUSHING F/MGG	1	59.00
	1	E31000-120	3-1/2" BUSHING F/GG	1	70.00
	1	E31000-121	4" FH BUSHING F/GG	1	68.00
	1	E31000-220	4" SH BUSHING F/GG	1	69.00
	1	E31000-122	4-1/2" BUSHING F/GG	1	66.00
	1	E31000-123	5" BUSHING F/GG	1	64.00
	1	E31005-118	2 7/8" BUSHING F/ GG	1	75.00
	1	E31005-120	3-1/2" BUSHING F/GG	1	70.00
	1	E31005-121	4" FH BUSHING F/GG	1	68.00
	1	E31005-220	4" SH BUSHING F/GG	1	69.00
	1	E31005-122	4-1/2" BUSHING F/GG	1	66.00
	1	E31005-123	5" BUSHING F/GG	1	64.00
	1	E31005-124	5 1/2" BUSHING F/GG	1	62.00

KET HGG (500 TON) BOTTLENECK ELEVATOR

PART NO.	RANGE	SIZE OF LINKS	WEIGHT (LBS)
E70013	4"-6-5/8"	2-1/4"-3-1/2"	1,220



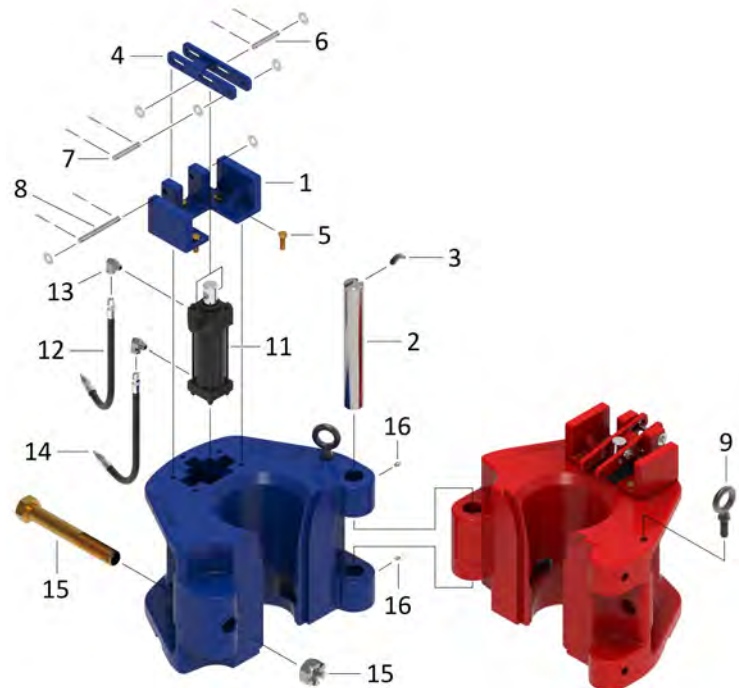

REPLACEMENT PARTS FOR HGG ELEVATORS

ITEM	QTY	PART NO.	DESCRIPTION	SPARES	WEIGHT
1	1	E13152-1	Latch Lock	*	3.96
2	1	E13188	Latch Lock Spring	2	.36
3	1	E30460	Latch		106
4	2	E30492	Link Block	2	5.54
5	1	E30553	Hinge Pin	*	19.00
6	1	E30609	Hinge Pin Retainer	2	.4
7	1	E30613	Latch Pin	*	10.5
8	1	E31138	Latch Lock Bolt	2	1.50
9	1	E31215	Spring Stop Pin	1	.92
10	1	E31216	Door Lug Pin		.35
11	1	E31228	Latch Spring	2	1.00
12	1	E31525	Latch Pin Retainer	2	.1
13	1	E316-TI	Grease Zert for Latch	2	.03
14	2	E8145-1	Upper Link Block Bolt, Nut, & Cotter	2	.86
15	2	E8145-2	Lower Link Block Bolt, Nut, & Cotter	2	.57
16	1	E939484-8	Latch Lock Bolt, Nut	2	.25
17	1	940308-1	Grease Zert for Door	2	.08

1 YEAR SPARES, FOR 2 YEAR SPARES ADD 1 EA. OF * THESE ITEMS

KET DUAL TOOL ELEVATOR-SPIDER

PART NO.	DESCRIPTION	WEIGHT (LBS.)
DT-250500	KET 250 TON DUAL TOOLS COMPLETE, (INCLUDES, ELEVATOR, SPIDER, HOSES, CONSOLE UNIT, SPREADER BAR, TONG STAND, & STORAGE BOX)	
DT-250000	250 TON DUAL TOOL SPIDER ASSY.	1,390.00
DT-250006	250 TON DUAL TOOL ELEVATOR ASSY.	1,147.00

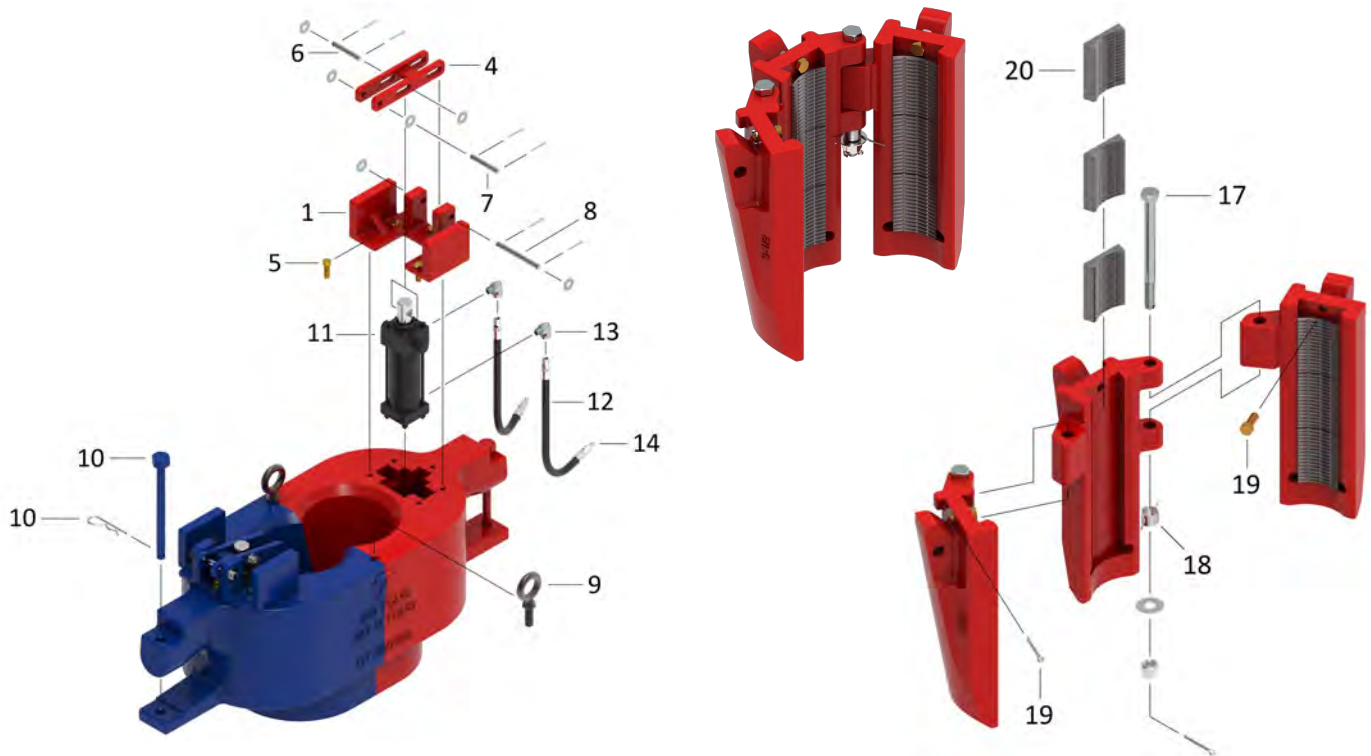


DUAL TOOL REPLACEMENT PARTS

ITEM#	QTY	PART NO.	DESCRIPTION	SPARES	WT.
1	4	DT-250008	STABILIZER BRACKET		20.50
2	1	DT-250009	HINGE PIN FOR SLIP BOWL		10.50
3	1	DT-250009-RT	HINGE PIN RETAINER	2	.10
4	4	DT-250010	SLIP AND CYLINDER LIFTING ARM	2	3.24
5	4	DT-250011	STABILIZER BRACKET BOLT	4	.36
6	4	DT-250012	LIFTING ARM PIVOT PIN, WASHERS, & COTTER	4	.20
7	4	DT-250013	LIFTING ARM TO SLIP PIN, WASHERS, & COTTER	4	.30
8	4	DT-250014	CYLINDER LIFTING PIN, WASHERS, & COTTER	4	.20
9	2	DT-250018	LIFTING EYE BOLT	2	2.020
10	4	DT-250019	BAIL SAFETY BOLT & COTTER	2	1.70
11	2	DT-250025	AIR CYLINDER		27.00
12	4	DT-250026	AIR HOSE ASSEMBLY	2	2.10
13	4	DT-250027	ELBOWS F/AIR CYLINDER HOSES	2	.24
14	4	DT-250028	QUICK DISCONNECT (MALE) F/AIR CYLINDER HOSES	2	.21
15	1	DT-250024	1-1/2 X 12" BOLT AND NUT FOR DUAL TOOL SPIDER		6.891
16	2	940308-1	1/8" NPT GREASE ZERT		.015

KET DUAL TOOL ELEVATOR-SPIDER

PART NO.	DESCRIPTION	WEIGHT (lbs.)
DT-250420	3 1/2" SLIP LESS INSERTS	17.63
DT-250422	4 1/2" SLIP LESS INSERTS	14.20



DUAL TOOL SLIP PARTS

ITEM	QTY	PART NO.	DESCRIPTION	SPARES	WEIGHT(lbs.)
17	8	DT-250015	SLIP BODY HINGE PIN, WASHER, & COTTER	6	.40
18	8	DT-250017	SLIP BODY HINGE SPRING	12	.27
19	12	DT-250022	INSERT RETAINER PIN & COTTER	12	.05
21	2	DT-250020	1.5" SLIP BODY INTERNAL ROLLER GUIDE		10.45
21	2	DT-250022	1.75" SLIP BODY INTERNAL ROLLER GUIDE		14.11


DUAL TOOL INSERTS

ITEM	QTY	PART NO.	DESCRIPTION	SPARES *	WEIGHT (lbs.)
20	9 per slip	DT-6601	3 1/2" x 3 1/2" DUAL TOOL INSERT (REF 6466010)		7.085
20	9 per slip	DT-6602	3 1/2" x 2 7/8" DUAL TOOL INSERT (REF 6466020)		11.735
20	9 per slip	DT-6603	3 1/2" x 2 3/8" DUAL TOOL INSERT (REF 6466030)		15.045
20	9 per slip	DT-6604	3 1/2" x 1.900 (1 1/2) DUAL TOOL INSERT (REF 6466040)		17.690
20	9 per slip	DT-6605	3 1/2" x 1.660 (1 1/4) DUAL TOOL INSERT (REF 6466050)		18.655
20	9 per slip	DT-6608	4 1/2" x 4 1/2" DUAL TOOL INSERT		9.315
20	9 per slip	DT-6610	4 1/2" x 4" DUAL TOOL INSERT		14.050


*Recommended spares include 2 sets of inserts for each size of pipe to be run.

KET BECKETS AND BAILS

ITEM	PART NO.	DESCRIPTION	WEIGHT
	E31189-120-124	KET 150 TON "DC" BECKET FOR 120 THRU 124 BORE CODES	176.00
	E31189-120-124-XL	KET XL 150 "DC" TON BECKET 120 THRU 124 BORE CODES	371.00
	E31189-123-740-XL	KET XL 150 TON "DC" BECKET FOR 123 THRU 740 BORE CODES	425.00
	E70508-1036	2" x 36" 100 TON PERFECTION LINK BAILS	125.00
	E70508-1042	2" X 42" 100 TON PERFECTION LINK BAILS	150.00
	E70508-1542	2-1/2" X 42" 150 TON PERFECTION LINK BAILS	175.00
	E70508-1560	2-1/2" X 60" 150 TON PERFECTION LINK BAILS	186.00
1	E31189-1	ONE PIECE THREADED LINK RETAINER PIN W/ COTTER F/ BECKET	1.18



KET KBX INSERT BUSHINGS




TYPE	PART NO.	DESCRIPTION	RANGE
KBX4	E50004010Y***	KBX4 INSERT BUSHING F/ NOV STYLE HYDRAULIC ELEVATOR	4 1/2" - 9 7/8"
KBX5	E50004010Y***	KBX5 INSERT BUSHING F/ NOV STYLE HYDRAULIC ELEVATOR	4 1/2" - 9 5/8"
KBX4	E50004010-BX4	KBX-4 BUSHING SUPPORT CARRIER	-
KBX5	E50004010-BX4	KBX-5 BUSHING SUPPORT CARRIER	-
KBX7	E50004010-BX7	KBX-7 BUSHING SUPPORT CARRIER	-

*** IN PLACE FOR THE BORE CODE NEEDED TO BE DETERMINED BY YOUR PIPE SIZE

KET TYPE "MP" SAFETY CLAMPS

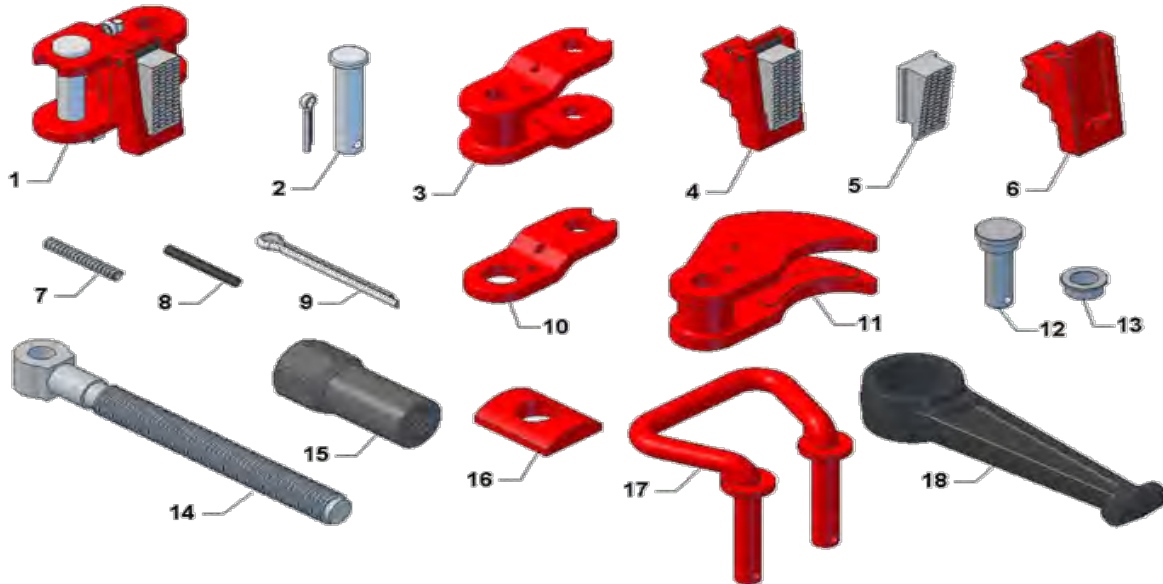
The KET Type "MP" Safety Clamp is ideal to help safeguard against dropping strings of flush joint tubing while making up or breaking out the string. The multi-link design provides uniform pressure around the pipe reducing the risk of crushing or damaging the pipe. Each assembly is provided with its own aluminum box as a standard option.



KET TYPE "MP" SAFETY CLAMP ASSEMBLIES COMPLETE

PART NO.	RANGE	REF#	# LINKS	GRIPPING DIES	WT.
MP-S					
A31-009	2 7/8" - 4 1/8"	33030	7	8	128.00
A31-010	4" - 5"	33031	8	9	133.00
MP-R					
A31-011	4 1/2" - 5 5/8"	33011	7	8	120.00
A31-012	5 1/2" - 7"	33012	8	9	130.00
A31-013	6 3/4" - 8 1/4"	33013	9	10	138.00
A31-014	8" - 9 1/4"	33014	10	11	147.00
A31-015	9 1/4" - 10 1/2"	33015	11	12	155.00
MP-M					
A31-016	10 1/2" - 11 1/2"	33016	12	13	163.00
A31-017	11 1/2" - 12 1/2"	33017	13	14	171.00
A31-018	12 1/2" - 13 5/8"	33018	14	15	179.00
A31-019	13 5/8" - 14 3/4"	33019	15	16	187.00
A31-020	14 3/4" - 15 7/8"	31020	16	17	195.00
MP-L					
A31-021	15 7/8" - 17"	33021	17	18	215.00
A31-022	17" - 18 1/2"	33022	18	19	223.00
A31-023	18 1/8" - 19 3/8"	33023	19	20	231.00
MP-XL					
A31-024	19 3/8" - 20 3/8"	33024	19	20	280.00
A31-025	20 3/8" - 21 1/2"	33025	20	21	288.00
A31-032	21" - 22 5/8"	33032	21	22	296.00
A31-033	22 5/8" - 23 3/4"	33033	22	23	304.00
A31-034	23 3/4" - 24 7/8"	33034	23	24	312.00
A31-035	24 7/8" - 26"	33035	24	25	320.00
A31-036	26" - 27 1/8"	33036	25	26	328.00
A31-039	29 3/8" - 30 1/2"	33039	28	29	336.00

KET TYPE "MP" SAFETY CLAMPS



REPLACEMENT PARTS FOR KET "MP" TYPE SAFETY CLAMPS

PART NO.	ITEM#	DESCRIPTION	CLAMP TYPE	REF.#	QTY.	WT.
A31-335	1	LINK COMPLETE	MP-S ONLY	3335	AR	9.00
A31-319	1	LINK COMPLETE	ALL EXCEPT MP-S	3319	AR	8.75
A31-307	2	PIN, FOR LINK (w/COTTER)	ALL	3307	AR	.75
A31-306	3	LINK (W/COTTER)	ALL	3306	AR	4.50
A31-325	4	CARRIER ASSY. (w/DIE)	MP-S ONLY	3325	AR	3.00
A31-324	4	CARRIER ASSY. (w/DIE)	ALL EXCEPT MP-S	3324	AR	2.50
A31-333	5	DIE (w/COTTER)	MP-S ONLY	3333	AR	1.50
A31-310	5	DIE (w/COTTER)	ALL EXCEPT MP-S	3310	AR	1.00
A31-309	6	CARRIER (LESS DIE)	ALL	3309	AR	2.50
A31-311	7	SPRING	ALL	3311	AR	.10
A31-418	8	ROLL PIN (DIE KEEPER)	ALL	51604-18	AR	.10
A31-528	9	COTTER PIN (f/CARRIER)	ALL	51405-28	AR	.18
A31-318	10	SIDE BAR LINKS (PAIR)	ALL	3318	AR	2.50
A31-304	11	LATCH LINK	ALL EXCEPT MP-XL	3304	1	7.00
A31-321	11	LATCH LINK	MP-XL ONLY	3321	1	14.00
A31-308	12	PIN FOR SCREW, (w/COTTER)	ALL	3308	1	.50
A31-315	13	BUSHING F/SCREW PIN	ALL	3315	1	.33
A31-510		COTTER F/LINK PIN	ALL	51405-10	AR	.08
A31-302	14	SCREW	ALL	3302	1	5.25
A31-303	15	NUT F/ SCREW	ALL	2714	1	1.00
A31-714	16	THRUST WASHER	ALL	3303	1	3.50
A31-305	17	HANDLE	MP-S,MP-R, & MP-M	3305	2	4.50
A31-305	17	HANDLE	MP-L & MP-XL	3305	4	4.50
A31-316	N/P	HOLD DOWN LUG	ALL	3316	OPT.	5.75
A31-317	N/P	LIFTING EYE	ALL	3317	OPT.	4.75
A31-320	18	NUT WRENCH	ALL	3320	1	5.00

KET TYPE “C” SAFETY CLAMP

The KET Type “C” Safety Clamp is one of the most valuable tools on the Rig Floor. It helps guard against dropping flush-joint pipe, streamlined drill collars, etc. into the hole while making-up or breaking-out the string. Literally, it has dozens of money and time-saving applications in oilfield work, in addition to giving increased protection against fishing jobs.

The Safety Clamp consists of individual links, flexibly hinged together. Each link has a separate tapered slip which acts as a gripping member, much like a tapered rotary slip, and each slip is held in a retracted position on the taper by spring tension. When the clamp is tightened, each small slip takes a firm initial grip on the surface of the pipe. Should the pipe start to fall, or should load increase occur against the slips, the taper mounting causes each slip to wedge tighter against the surface of the pipe to increase the grip or lock the pipe against further movement.



CLAMPS WITH HANDLES & WRENCH TYPE “CR” (SINGLE SCREW)

PART NO.	RANGE O.D. SIZE	REFERENCE	LINKS REQUIRED	WT.
A12-127	3 3/4" - 4 5/8"	7624-5007	7	46.00
A12-128	4 1/2" - 5 5/8"	7624-5008	8	55.00
A12-129	5 1/2" - 6 5/8"	7624-5009	9	60.00
A12-130	6 1/2" - 7 5/8"	7624-5010	10	64.00
A12-131	7 1/2" - 8 5/8"	7624-5011	11	69.00
A12-132	8 1/2" - 9 5/8"	7624-5012	12	73.00
A12-133	9 1/2" - 10 5/8"	7624-5013	13	78.00

TYPE “CL” (SINGLE SCREW)

PART NO.	RANGE O.D. SIZE	LINKS REQUIRED	WT.
A12-134	10 1/2" - 11 5/8"	14	72.00
A12-135	11 1/2" - 12 5/8"	15	77.00
A12-136	12 1/2" - 13 5/8"	16	82.00
A12-137	13 1/2" - 14 5/8"	17	87.00
A12-138	14 1/2" - 15 5/8"	18	92.00

KET TYPE "C" SAFETY CLAMP

TYPE "CXL" (DOUBLE SCREW)

PART NO.	RANGE O.D. SIZE	LINKS REQUIRED	WT.
A12-145	15 1/2" - 17"	18	114.00
A12-146	16 1/2" - 18"	19	119.00
A12-147	17 1/2" - 19"	20	124.00
A12-148	18 1/2" - 20"	21	129.00

CLAMPS WITH LIFTING CLEVIS- TYPE "CL" (SINGLE SCREW)

PART NO.	RANGE O.D. SIZE	LINKS REQUIRED	WT.
A12-150	10 1/2" - 11 5/8"	14	83.00
A12-151	11 1/2" - 12 5/8"	15	88.00
A12-152	12 1/2" - 13 5/8"	16	93.00
A12-153	13 1/2" - 14 5/8"	17	98.00
A12-154	14 1/2" - 15 5/8"	18	102.00

CLAMPS WITH LIFTING CLEVIS- TYPE "C X L" (DOUBLE SCREW)

PART NO.	RANGE O.D. SIZE	LINKS REQUIRED	WT.
A12-155	15 1/2" - 17"	18	117.00
A12-156	16 1/2" - 18"	19	121.00
A12-157	17 1/2" - 19"	20	126.00
A12-158	18 1/2" - 20"	21	131.00
A12-159	19 1/2" - 21"	22	133.00
A12-160	21 1/8" - 23"	24	136.00
A12-161	24 1/8" - 26"	27	140.00
A12-162	29 1/2" - 31"	32	152.00
A12-163	35 1/2" - 37"	38	164.00
A12-164	41 1/2" - 47"	44	181.00

ADD -"B" TO END OF PART # TO INCLUDE BOX

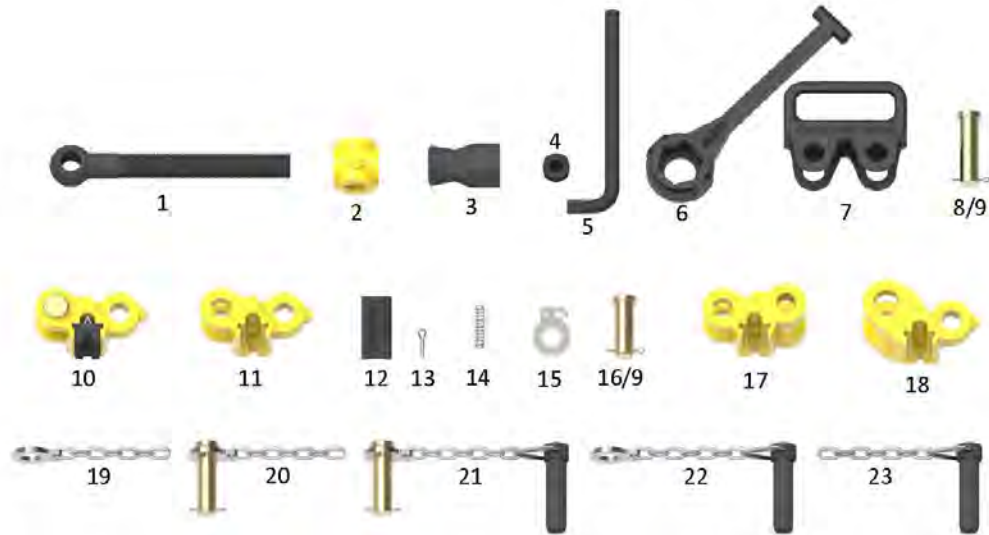
SAFETY CLAMP CONVERSION KIT

The KET Clamp Conversion Kit A is designed to allow the end link pin to be removed from the screw to open the clamp. A special lock bushing and retainer added to the screw is designed to prevent the nut from backing off. The end link pin also includes a double lanyard for added support.



PART NO.	ITEM	DESCRIPTION	WT.
A12-100-A		SAFETY CLAMP CONVERSION KIT A	8.80
A11-111-S	1	SAFETY CLAMP SCREW, SPECIAL	4.50
A11-112	2	NUT FOR T & C SAFETY CLAMP	1.75
A11-111-LB	3	SAFETY CLAMP SCREW LOCK BUSHING	.30
A11-110-SD	4	END LINK PIN W/ CHAIN, CABLE, AND RETAINER	1.40
A11-117	5	HANDLE PIN WITH COTTER	.85

KET TYPE "C" SAFETY CLAMP



REPLACEMENT PARTS FOR TYPE "C" SAFETY CLAMPS

PART NO.	ITEM	DESCRIPTION	REF#	*SPARES	WT.
A11-111	1	SCREW	7624-A-5	1	4.00
A11-113	2	PIVOT BLOCK	7624-A-5000	1	1.50
A11-112	3	NUT	7624-B-5	1	1.50
A11-114	4	PIVOT BLOCK PIN	7624-D-5	2	.25
A11-119	5	PIVOT BLOCK PIN WRENCH	900533-12		.25
A11-115	6	NUT WRENCH	7624-A-25	1	3.50
A12-116	7	HANDLE		1 SET	3.00
A11-117	8	HANDLE LINK PIN w/COTTER	7624-G-5	AS REQ'D	.75
A11-107	9	COTTER f/ LINK PIN	900620-36		.01
A12-101	10	LINK ASSY. COMPLETE	7624-A-7		5.00
A12-102	11	LINK INTERMEDIATE	7624-A-1	1 SET	3.75
A12-103	12	INSERT	7624-A-4	1 SET	.60
A12-104	13	COTTER f/ INSERT	900620-36		.01
A12-105	14	SPRING f/ INSERT	7624-E-5	1 SET	.01
A11-110-R	15	END LINK PIN RETAINER		1	.18
A11-106	16	LINK PIN w/ COTTER	7624-C-5	1 SET	.70
A12-108	17	END LINK (SCREW)	7624-A-3	1	4.50
A12-109	18	END LINK (PIVOT BLOCK)	7624-A-24	1	3.50
A11-110-RA	19	END LINK RETAINER WITH CHAIN			.30
A11-110-2	20	END LINK PIN RETAINER W/ CHAIN AND HANDLE PIN			1.14
A11-110-1	21	END LINK PIN W/ CHAIN & RETAINER ASSEMBLY		1	2.24
A11-110-S	22	END LINK PIN W/ CHAIN & RETAINER	7624-F-5		1.40
A11-110-4	N/P	END LINK PIN W/ CABLE AND RETAINER			1.30
A11-110	23	END LINK PIN WITH CHAIN			1.22
A11-110-3	N/P	END LINK PIN WITH CABLE			1.12
A11-120	N/P	SAFETY CLAMP BOX			20.00
A12-119	N/P	LIFTING CLEVIS COMPLETE			11.50
A12-120	N/P	LIFTING CLEVIS ONLY			9.00
A12-121	N/P	BOLTS W/NUTS AND COTTERS			2.50

ALL PARTS ARE INTERCHANGEABLE WITH CORRESPONDING DESIGN TYPE "C" SAFETY CLAMPS

* RECOMMENDED SPARE PARTS FOR 1 YEARS SERVICE

KET TYPE "T" SAFETY CLAMP

The KET Type "T" Safety Clamp is designed for small diameter pipe 1 1/8" - 4 1/2" O.D. Each link changes the effective working range approximately 1" in diameter. For sizes larger than 4 1/2" O.D., the Type "C" Safety Clamp should be used.

The same positive automatic gripping principle is used as in the Type "C" Safety Clamp. It is ideal to help safeguard against dropping strings of flush joint tubing, to provide a shoulder to position strings of flush line pipe for welding, and many other Applications.



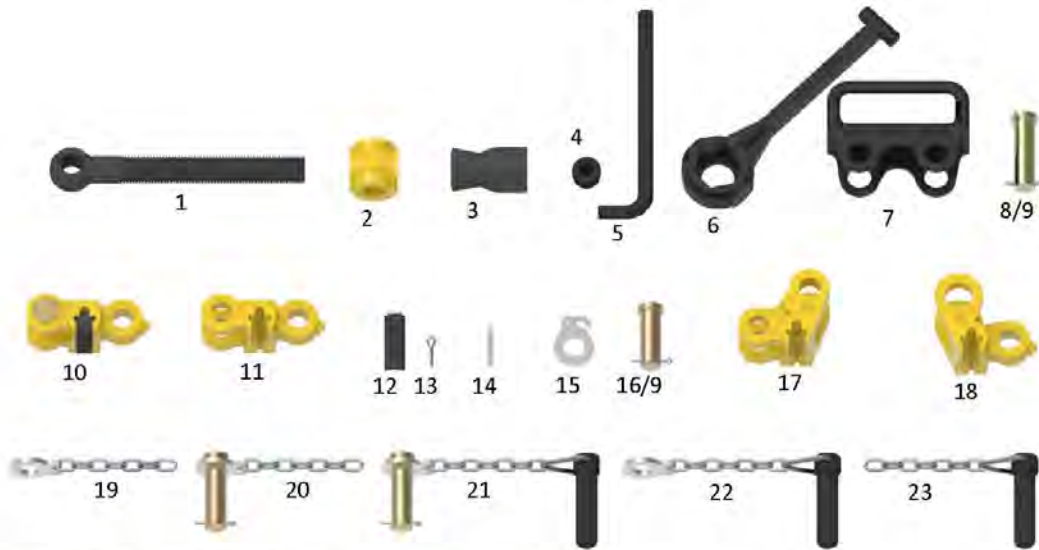
SAFETY CLAMP ASSEMBLIES COMPLETE - TYPE "T"

PART NO.	RANGE O.D. SIZE	REFERENCE	LINKS REQUIRED	WT.
A11-125	1 1/8" - 2"	7624-5103	4	35
A11-126	2 1/8" - 3 1/4"	7624-5104	5	39
A11-127	3 1/2" - 4 1/2"	7624-5105	6	43

ADD -"B" TO END OF PART NO. TO INCLUDE BOX

ALL CLAMPS COME COMPLETE WITH WRENCH.
BOX SOLD SEPERATELY

KET TYPE "T" REPLACEMENT PARTS



REPLACEMENT PARTS FOR TYPE "T" SAFETY CLAMP

PART NO.	ITEM	DESCRIPTION	REFERENCE#	*SPARES	WT.
A11-111	1	SCREW	7624-A-5	1	4.00
A11-113	2	PIVOT BLOCK	7624-A-5000	1	1.50
A11-112	3	NUT	7624-B-5	1	1.50
A11-114	4	PIVOT BLOCK PIN	7624-D-5	2	.25
A11-119	5	PIVOT BLOCK PIN WRENCH	900533-12		.25
A11-115	6	NUT WRENCH	7624-A-25	1	3.50
A11-116	7	HANDLE	7624-A-22	1 SET	3.00
A11-117	8	HANDLE LINK PIN w/COTTER	7624-G-5	AS REQ'D	.75
A11-107	9	COTTER f/ LINK PIN	900620-36		.01
A11-101	10	LINK ASSY. COMPLETE	7624-B-7		5.00
A11-102	11	LINK INTERMEDIATE	7624-A-18	1 SET	3.75
A11-103	12	INSERT	7624-A-21	1 SET	.60
A11-104	13	COTTER f/ INSERT	900620-52		.01
A11-105	14	SPRING f/ INSERT	7624-B-21	1 SET	.01
A11-110-R	15	END LINK PIN RETAINER		1	.18
A11-106	16	LINK PIN w/ COTTER	7624-C-5	1 SET	.70
A11-108	17	END LINK (SCREW)	7624-A-20	1	4.50
A11-109	18	END LINK (PIVOT BLOCK)	7624-A-19	1	3.50
A11-110-RA	19	END LINK RETAINER WITH CHAIN			.30
A11-110-2	20	END LINK PIN RETAINER W/ CHAIN AND HANDLE PIN			1.14
A11-110-1	21	END LINK PIN W/ CHAIN & RETAINER ASSEMBLY		1	2.24
A11-110-S	22	END LINK PIN W/ CHAIN & RETAINER	7624-F-5		1.40
A11-110-4	N/P	END LINK PIN W/ CABLE AND RETAINER			1.30
A11-110	23	END LINK PIN WITH CHAIN			1.22
A11-110-3	N/P	END LINK PIN WITH CABLE			1.12
A11-120	N/P	SAFETY CLAMP BOX	7624-A-9		20.00

ALL PARTS ARE INTERCHANGEABLE WITH BAASH-ROSS® TYPE "T" SAFETY CLAMPS

** RECOMMENDED SPARE PARTS FOR 1 YEARS SERVICE

KET SLIP LIFTING DEVICE (“SLD”)

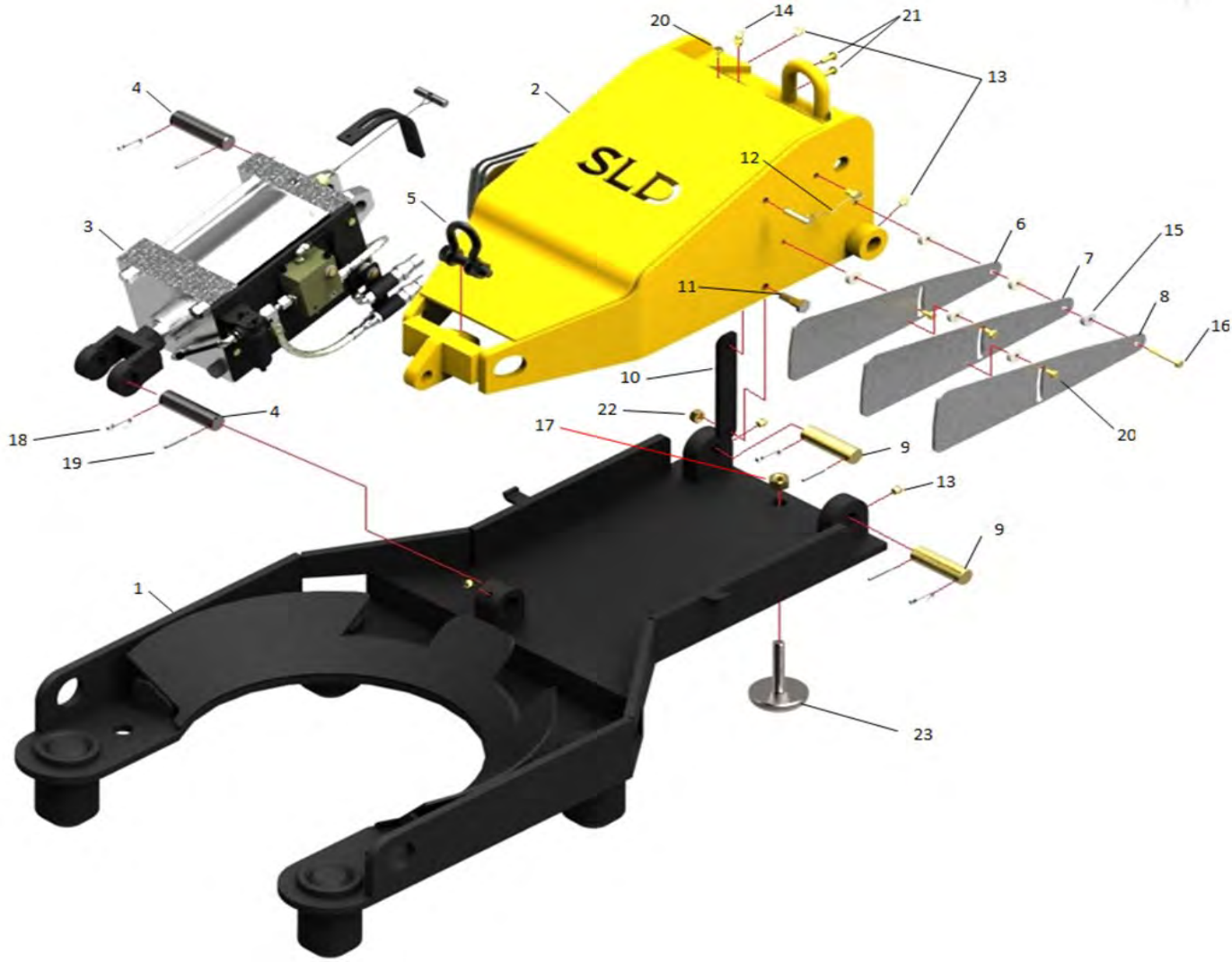
Keystone’s slip lifting device comes in pneumatic configuration. It is designed to be used while tripping in or out of the hole to help reduce fatigue and prevent injuries.

- ▶ Available for pin-drive or square-drive master bushings
- ▶ Can be used with conventional rotary, drill collar, or casing slips

PART NO.	DESCRIPTION	WT. SLD ONLY W/O SLIP
A26-100-PD	KET “SLD AIR ACTUATOR – PIN DRIVE	295
A26-100-SD	KET “SLD AIR ACTUATOR – SQUARE DRIVE	270
A26-800-PD	KET “SLD” HYDRAULIC OPERATED—PIN DRIVE	265
A26-800-SD	KET “SLD” HYDRAULIC OPERATED—SQUARE DRIVE	240
A26-220	KET “SLD” AIR OPERATED F/ XP-1000	535



KET AIR-SLIP LIFTING DEVICE ("SLD")




AIR OPERATED SPECIFICATIONS	
PROPERTY	DESCRIPTION
MATERIAL	MILD STEEL WITH POWDER COAT FINISH
WEIGHT	260 LBS. (118KG) "SLD" ONLY W/O SLIP 525 LBS. (238 KG) WITH STORAGE STAND, CONTROL VALVE, AIR SUPPLY PLATE, AND HOSES
HEIGHT	RAISED 23.5" (597mm) - LOWERED (13.5" (343mm))
BASE DIMENSIONS	23.5" X 43.5" (600mm X 1105mm)
BASE OPENING	12.75" (327mm)
MINIMUM OPERATING PRESSURE	85 PSI

RMET AIR-SLIP LIFTING DEVICE ("SLD")

PRESSURE REGULATOR		
PART NO.	DESCRIPTION	QTY
A34-127	PRESSURE REGULATOR, LUBRICATOR, & FILTER COMPLETE W/PANEL	1
A34-129	FOOT OPERATED AIR CONTROL VALVE ASSEMBLY WITH BOX	1
A26-540-10	10' AIR HOSE	1
A26-540-15	15' AIR HOSE	1
A26-540-25	25' AIR HOSE	2



PRESSURE REGULATOR



AIR CONTROL VALVE

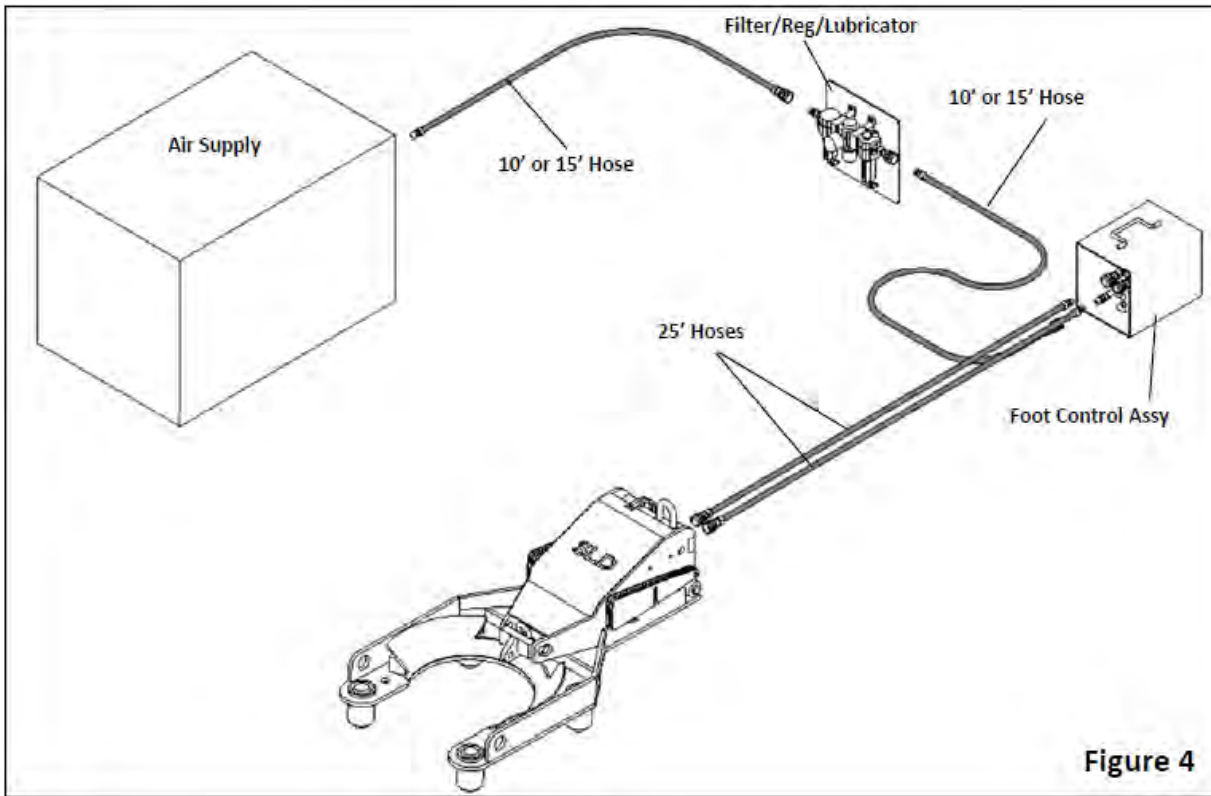


Figure 4

KET AIR-SLIP LIFTING DEVICE (“SLD”) FOR XP-1000



HYDRAULIC OPERATED SPECIFICATIONS

PROPERTY	DESCRIPTION
MATERIAL	MILD STEEL WITH POWDER COAT FINISH
WEIGHT	715 LBS. (238 KG) WITH STORAGE STAND, CONTROL VALVE, AIR SUPPLY PLATE, AND HOSES
HEIGHT	RAISED 25" (635mm) - LOWERED 14.750" (375mm)
BASE DIMENSIONS	33" X 50.5" (838mm X 1283mm)
BASE OPENING	18" (457mm)
MINIMUM OPERATING PRESSURE	90PSI

KET HYDRAULIC-SLIP LIFTING DEVICE



HYDRAULIC OPERATED SPECIFICATIONS

PROPERTY	DESCRIPTION
MATERIAL	MILD STEEL WITH POWDER COAT FINISH
WEIGHT	260 LBS. (118KG) "SLD" ONLY W/O SLIP 435 LBS. (238 KG) WITH STORAGE STAND, CONTROL VALVE, AIR SUPPLY PLATE, AND HOSES
HEIGHT	RAISED 23.5" (597mm) - LOWERED 11.5" (343mm)
BASE DIMENSIONS	23.375" X 43.5" (594MM X 1105MM)
BASE OPENING	13" (330mm), SQUARE 8.313" (211mm)
MINIMUM OPERATING PRESSURE	2500 PSI

KET SLIP SAFETY FLEX HANDLES

Keystone Slip Safety Flex Handles incorporate investment cast slip connectors and handles with thumb guards. They are joined together with high strength chain which is then covered with rubber to prevent corrosion. KET Slip Handles were load tested to over 8,000 lbs. All handles are proof load tested to 1,000 lbs. prior to shipment.

- ▶ Eliminates cuts from frayed cables
- ▶ Reduces back injuries
- ▶ Improves ergonomics



SLIP SAFETY FLEX HANDLES

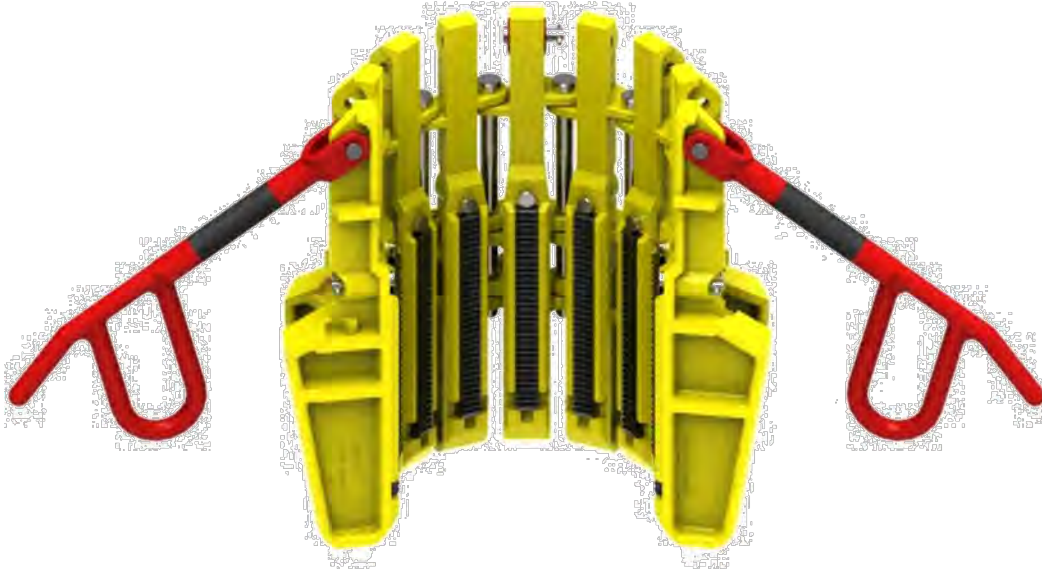
PART NO.	DESCRIPTION	WEIGHT (LBS.)
102300	C-1 & WOOLLEY A EXTREME STYLE SAFETY FLEX HANDLE W/THUMB GUARD	5
102200-F	DU FRONT EXTREME SERVICE STYLE SAFETY FLEX HANDLE W/THUMB GUARD	5.41
102200-R	DU REAR EXTREME SERVICE STYLE SAFETY FLEX HANDLE W/THUMB GUARD	5.31
100350	UC EXTREME SERVICE SAFETY FLEX HANDLE W/ THUMB GAURD	5.47
102100	SD, DC, & CMSXL EXTREME SERVICE STYLE SAFETY FLEX HANDLE W/THUMB GUARD	5.52
102050	WOOLLEY B EXTREME SERVICE STYLE SAFETY FLEX HANDLE W/ THUMB GAURD	5.99



Extreme Service Safety Handle

TYPE "A" DRILL COLLAR SLIP

The KET Type "A" Drill Collar Slip has a multi-segment design that allows it to hinge so that it fits all drill collars within the slip's size range. The slip segments are made of alloy steel which are heat-treated for strength and wear resistance. The slip is load rated and has an API taper of 4"/ft on the diameter. All slip assemblies are supplied with safety flex handles.

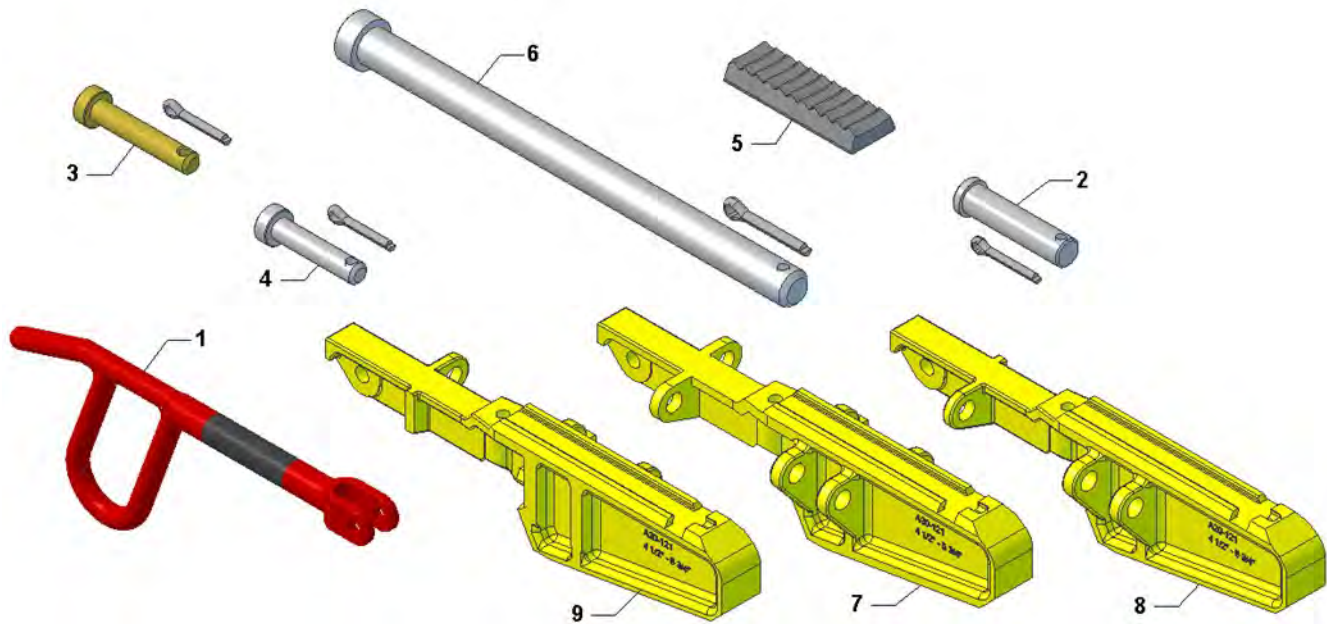


KET TYPE "A" DRILL COLLAR SLIPS COMPLETE

PART NO.	DRILL COLLAR SIZE/SLIP RECESS	# OF SEGMENTS	TAPER/FT (TPF)	RATING(TONS)	WT.
A20-111-F	3" - 4 1/4"	7	4.00"	95	136
A20-111-1-F	3 3/4" - 4 3/4"	8	4.00"	110	128
A20-112-F	4 1/2" - 5 3/4"	9	4.00"	130	112
A20-113-F	5 1/2" - 7"	10	4.00"	150	117
A20-114-F	6 3/4" - 8 1/4"	11	4.00"	150	118
A20-115-F	8 1/4" - 10"	12	4.00"	150	120

ALL PARTS ARE INTERCHANGEABLE WITH CORRESPONDING DESIGN TYPE "A" DRILL COLLAR SLIPS

KET TYPE "A" DRILL COLLAR SLIP



REPLACEMENT PARTS FOR KET TYPE "A" DRILL COLLAR SLIPS

PART NO.	ITEM#	DESCRIPTION	REF.#	#REQ.	WT.
102300	1	FLEX HANDLE		3	4.00
A08-103	2	HANDLE PIN	707-000-0300	3	.12
A20-102	3	INSERT RET. PIN (3" - 8 1/4")	707-000-0600		.08
A20-104	4	INSERT RET. PIN (8 1/4" - 10")	707-000-0700	12	.07
A20-103	5	INSERT	797-000-0000		.25
A20-101	6	HINGE PIN	707-000-0100		.86
A20-109	7	INT. SEG. 3" - 4 1/4"	707-300-0100	5	15.00
A20-108	8	R.H. SEG. 3" - 4 1/4"	707-300-0400	1	15.00
A20-110	9	L.H. SEG. 3" - 4 1/4"	707-300-0300	1	15.00
A20-138	7	INT. SEG. 3 1/4" - 4 3/4"	707-320-0100	6	14.00
A20-137	8	R.H. SEG. 3 1/4" - 4 3/4"	707-320-0400	1	14.00
A20-139	9	L.H. SEG. 3 1/4" - 4 3/4"	707-320-0300	1	14.00
A20-121	7	INT. SEG. 4 1/2" - 5 3/4"	707-420-0100	7	13.00
A20-120	8	R.H. SEG. 4 1/2" - 5 3/4"	707-420-0400	1	13.00
A20-122	9	L.H. SEG. 4 1/2" - 5 3/4"	707-420-0300	1	13.00
A20-125	7	INT. SEG. 5 1/2" - 7"	707-540-0100	8	11.00
A20-124	8	R.H. SEG. 5 1/2" - 7"	707-540-0400	1	11.00
A20-126	9	L.H. SEG. 5 1/2" - 7"	707-540-0300	1	11.00
A20-130	7	INT. SEG. 6 3/4" - 8 1/4"	707-660-0100	9	8.50
A20-129	8	R.H. SEG. 6 3/4" - 8 1/4"	707-660-0400	1	8.50
A20-131	9	L.H. SEG. 6 3/4" - 8 1/4"	770-660-0300	1	8.50
A20-134	7	INT. SEG. 8 1/4" - 10"	707-820-0100	10	6.00
A20-133	8	R.H. SEG. 8 1/4" - 10"	707-820-0400	1	6.00
A20-135	9	L.H. SEG. 8 1/4" - 10"	707-820-0300	1	6.00

KET TYPE “C-1” DRILL COLLAR SLIPS

The KET “C-1” Drill Collar Slip has a multi-segment design that allows it to hinge so that it fits all drill collars within the slip’s size range. The slip segments are made of alloy steel which are heat-treated for strength and wear resistance. The inserts are a continuous one piece design with approximately 7 1/2” of contact length. The slip is load rated and has an API taper of 4”/ft on the diameter. For added safety, the KET “C-1” Drill Collar Slip is also provided with safety flex handles as a standard option.



KET “C-1” DRILL COLLAR SLIPS COMPLETE

PART NO.	DRILL COLLAR SIZE/ SLIP RECESS	SEG. PART#	REF.#	TOTAL SEG.	TAPER/FT (TPF)	RATING (TONS)	WT.
A08-111-F	3” - 4 1/2”	A08-108	7636-5104	8	4.00”	120	112
A08-112-F	4 1/4” - 5 3/4”	A08-121	7636-5105	10	4.00”	150	122
A08-113-F	5 1/2” - 7”	A08-125	7636-5106	12	4.00”	200	134
A08-114-F	6 3/4” - 8 1/4”	A08-130	7636-5107	12	4.00”	200	118
A08-115-F	8 1/2” - 10”	A08-134	7636-5108	12	4.00”	200	198
A08-116-F*	10” - 11 1/4”	A08-130	7636-5109	17	4.00”	200	150
A08-117-F**	11 1/4” - 12 3/4”	A08-125	7636-5110	19	4.00”	200	210

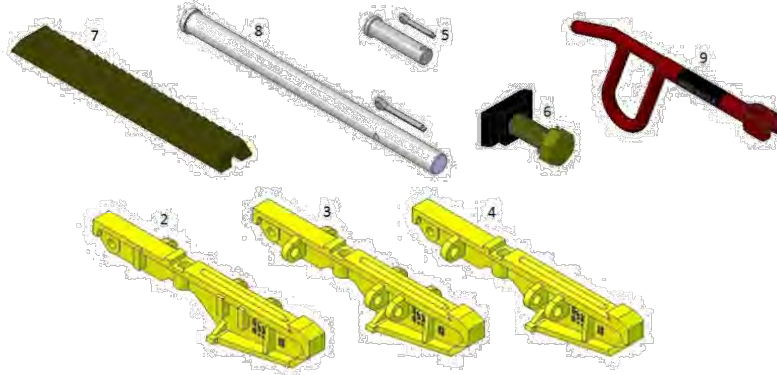
ALL “C-1” TYPE SLIPS ARE AVAILABLE WITH STEEL HANDLES UPON REQUEST

ALL PARTS ARE INTERCHANGEABLE WITH CORRESPONDING DESIGN “C-1” DRILL COLLAR SLIPS

* FITS NO. 2 INSERT BOWL

** FITS NO. 1 INSERT BOWL

KET TYPE "C-1" DRILL COLLAR SLIP

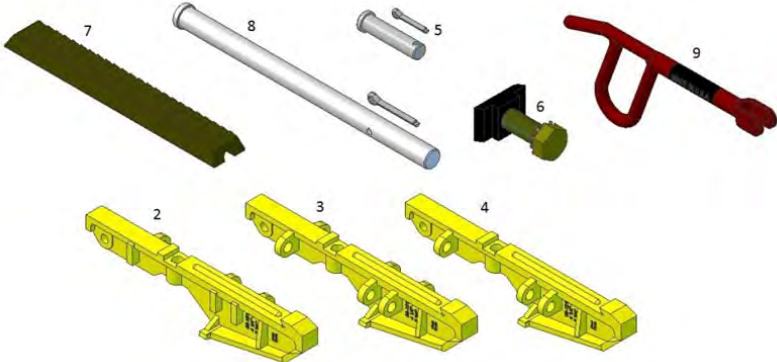


REPLACEMENT PARTS FOR KET "C-1" DRILL COLLAR SLIPS

PART #	ITEM#	DESCRIPTION	*SPARES	SIZE	#REQ.	REF.#	WT.
A08-102	N/P	HANDLE	3	3" - 10"	3	7638-A-78	2.50
A08-102	N/P	HANDLE	4	10" - 12 3/4"	4	7638-A-78	2.50
A08-107	2	BODY SEGMENT (RIGHT HAND)		3" - 4 1/2"	1	7638-5099-11	10.75
A08-120	2	BODY SEGMENT (RIGHT HAND)		4 1/4" - 5 3/4"	1	7638-5100-11	9.25
A08-124	2	BODY SEGMENT (RIGHT HAND)		5 1/2" - 7"	1	7638-5101-11	8.25
A08-129	2	BODY SEGMENT (RIGHT HAND)		6 3/4" - 8 1/4"	1	7638-5102-11	7.00
A08-133	2	BODY SEGMENT (RIGHT HAND)		8 1/2" - 10"	1	7638-5103-11	5.75
A08-129	2	BODY SEGMENT (RIGHT HAND)		10" - 11 1/4"	1	7638-5102-11	7.00
A08-124	2	BODY SEGMENT (RIGHT HAND)		11 1/4" - 12 3/4"	1	7638-5101-11	8.25
A08-108	3	BODY SEGMENT (INTERMEDIATE)		3" - 4 1/2"	6	7638-5099-10	10.75
A08-121	3	BODY SEGMENT (INTERMEDIATE)		4 1/4" - 5 3/4"	8	7638-5100-10	9.25
A08-125	3	BODY SEGMENT (INTERMEDIATE)		5 1/2" - 7"	10	7638-5101-10	8.25
A08-130	3	BODY SEGMENT (INTERMEDIATE)		6 3/4" - 8 1/4"	10	7638-5102-10	7.00
A08-134	3	BODY SEGMENT (INTERMEDIATE)		8 1/2" - 10"	10	7638-5103-10	5.75
A08-130	3	BODY SEGMENT (INTERMEDIATE)		10" - 11 1/4"	15	7638-5102-10	7.00
A08-125	3	BODY SEGMENT (INTERMEDIATE)		11 1/4" - 12 3/4"	17	7638-5101-10	8.25
A08-109	4	BODY SEGMENT (LEFT HAND)		3" - 4 1/2"	1	7638-5099-12	10.75
A08-122	4	BODY SEGMENT (LEFT HAND)		4 1/4" - 5 3/4"	1	7638-5100-12	9.25
A08-126	4	BODY SEGMENT (LEFT HAND)		5 1/2" - 7"	1	7638-5101-12	8.25
A08-131	4	BODY SEGMENT (LEFT HAND)		6 3/4" - 8 1/4"	1	7638-5102-12	7.00
A08-135	4	BODY SEGMENT (LEFT HAND)		8 1/2" - 10"	1	7638-5103-12	5.75
A08-131	4	BODY SEGMENT (LEFT HAND)		10" - 11 1/4"	1	7638-5102-12	7.00
A08-126	4	BODY SEGMENT (LEFT HAND)		11 1/4" - 12 3/4"	1	7638-5101-12	8.25
A08-103	5	HANDLE PIN w/COTTER	1	3" - 10"	3	7638-E-2	.15
A08-103	5	HANDLE PIN w/COTTER	2	10" - 12 3/4"	4	7638-E-2	.15
A08-104	6	LINER KEEPER w/BOLT & WASHER	4	3" - 4 1/2"	8	7638-5113	1.00
A08-104	6	LINER KEEPER w/BOLT & WASHER	5	4 1/4" - 5 3/4"	10	7638-5113	1.00
A08-104	6	LINER KEEPER w/BOLT & WASHER	6	5 1/2" - 10"	12	7638-5113	1.00
A08-104	6	LINER KEEPER w/BOLT & WASHER	8	10" - 11 1/4"	17	7638-5113	1.00
A08-104	6	LINER KEEPER w/BOLT & WASHER	9	11 1/4" - 12 3/4"	19	7638-5113	1.00

REPLACEMENT PARTS CONTINUED ON NEXT PAGE

KET TYPE "C-1" DRILL COLLAR SLIP

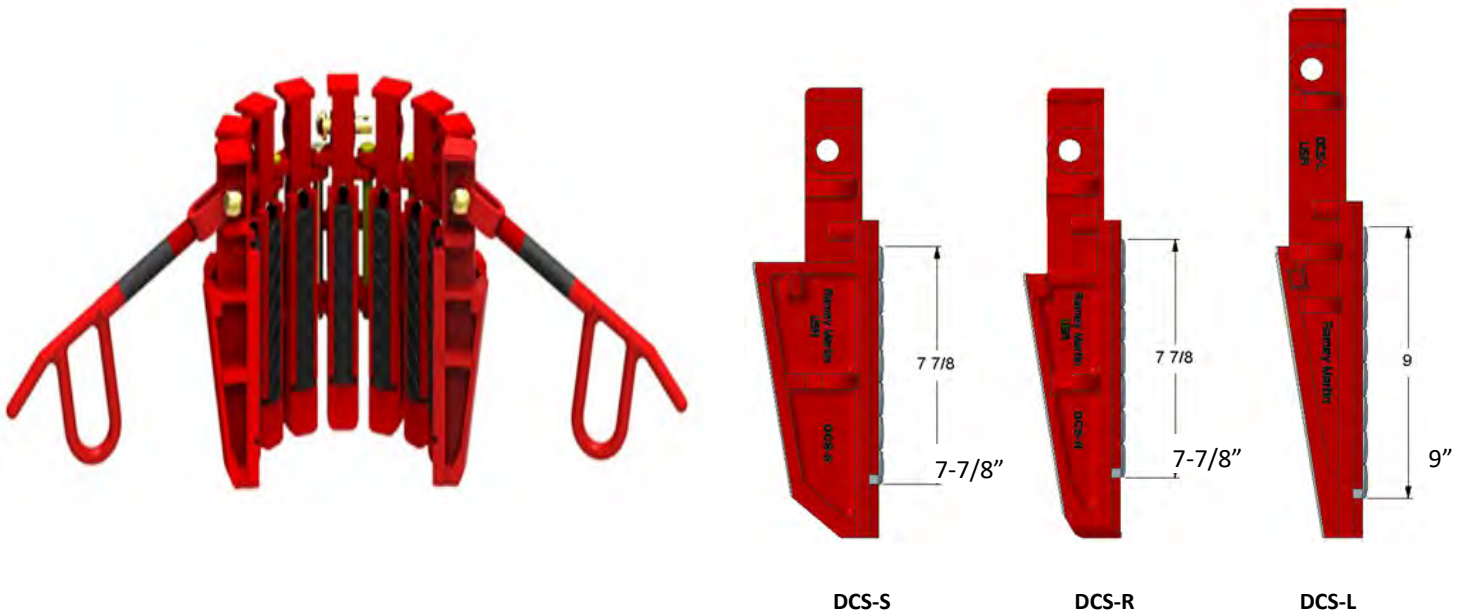


REPLACEMENT PARTS FOR KET "C-1" DRILL COLLAR SLIPS

PART #	ITEM#	DESCRIPTION	*SPARES	SIZE	#REQ.	REF.#	WT.
A08-105	7	RENEWABLE LINER		3" - 12 3/4"		7638-116	1.00
A08-101	8	HINGE PIN w/COTTER	3	3" - 4 1/2"	7	7638-B-59	1.15
A08-101	8	HINGE PIN w/COTTER	3	4 1/4" - 5 3/4"	9	7638-B-59	1.15
A08-101	8	HINGE PIN w/COTTER	3	5 1/2" - 8 1/4"	11	7638-B-59	1.15
A08-106	8	HINGE PIN w/COTTER	3	8 1/2" - 10"	11	7638-B-59	.85
A08-101	8	HINGE PIN w/COTTER	4	10" - 11 1/4"	16	7638-B-59	1.15
A08-101	8	HINGE PIN w/COTTER	4	11 1/4" - 12 3/4"	18	7638-B-59	1.15
102300	9	SAFETY FLEX HANDLE		ALL	3	N/A	4.00

KET TYPE “DCS” DRILL COLLAR SLIPS

The KET “DCS” Type Drill Collar Slip has a multi-segment design to give a full wrap-around to insure a proper slip setting. The slips are made of alloy steel and heat-treated for strength and long life. The slip is load rated and has an API taper of 4”/ft on the diameter. For added safety, the KET “DCS” Drill Collar Slip is also provided with safety flex handles as a standard option.



KET “DCS” DRILL COLLAR SLIPS COMPLETE

PART NO.	DRILL COLLAR SIZE/SLIP RECESS	TYPE SLIP	REF.#	TOTAL SEGMENTS	TAPER/FT (TPF)	RATING (TONS)	WT.
A16-120-F	3" - 4"	DCS-S	(2572)	7	4.00"	120	112
A16-121-F	4" - 4 7/8"	DCS-S	(2573)	7	4.00"	120	103
A16-122-F	4 1/2" - 6"	DCS-R	(2552)	9	4.00"	150	120
A16-123-F	5 1/2" - 7"	DCS-R	(2550)	9	4.00"	150	112
A16-125-F	5 1/2" - 7"	DCS-L*	(2501)	11	4.00"	15 T/SEG = 165	172
A16-126-F	6 3/4" - 8 1/4"	DCS-L*	(2503)	11	4.00"	15 T/SEG = 165	154
A16-127-F	8" - 9 1/2"	DCS-L*	(2507)	12	4.00"	15 T/SEG = 180	173
A16-128-F	8 1/2" - 10"	DCS-L*	(2530)	13	4.00"	15T/SEG = 195	185
A16-129-F	9 1/4" - 11 1/4"	DCS-L*	(2508)	14	4.00"	15T/SEG = 210	198
A16-130-F	11" - 12 3/4"	DCS-L*	(2534)	17	4.00"	15T/SEG = 255	213
A16-131-F	12" - 14"	DCS-L*	(V2536)	17	4.00"	15T/SEG = 255	207

* DUAL SLIP RATING

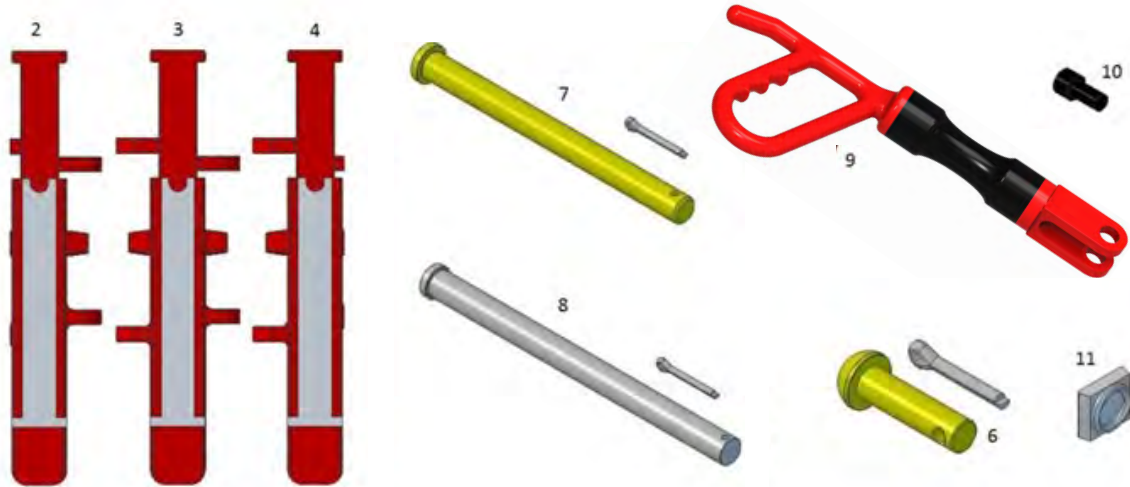
NOTE: SLIP SIZES 3" - 9 1/2" FOR USE IN API OR #3 BOWL

SLIP SIZES 8 1/2" - 11 1/4" FOR USE IN #2 BOWL

SLIP SIZES 11" - 14" FOR USE IN #1 BOWL

ALL PARTS ARE INTERCHANGEABLE WITH CORRESPONDING DESIGN “DCS” TYPE

KET TYPE "DCS" DRILL COLLAR SLIPS



REPLACEMENT PARTS FOR KET "DCS" DRILL COLLAR SLIPS

PART NO.	ITEM #	DESCRIPTION	*SPARES	SIZE	#REQ	REF.#	WT.
A16-102	2	LEFT HAND SEGMENT f/DCS-S		3" - 4 7/8"	1	2569	11.00
A16-105	2	LEFT HAND SEGMENT f/DCS-R		4 1/2" - 7"	1	2555	10.00
A16-108	2	LEFT HAND SEGMENT f/DCS-L		5 1/2" - 14"	1	2511	12.00
A16-103	3	INTERMEDIATE SEGMENT f/DCS-S		3" - 4 7/8"	5	2570	11.00
A16-106	3	INTERMEDIATE SEGMENT f/DCS-R		4 1/2" - 7"	7	2556	10.00
A16-109	3	INTERMEDIATE SEGMENT f/DCS-L		5 1/2" - 14"	**	2512	12.00
A16-104	4	RIGHT HAND SEGMENT f/DCS-S		3" - 4 7/8"	1	2568	11.00
A16-107	4	RIGHT HAND SEGMENT f/DCS-R		4 1/2" - 7"	1	2554	10.00
A16-110	4	RIGHT HAND SEGMENT f/DCS-L		5 1/2" - 14"	1	2510	12.00
A14-105	6	HANDLE PIN	3	3" - 10"	3	3769	.50
A14-105	6	HANDLE PIN	3	9 1/4" - 14"	4	3769	.50
A14-106	7	HINGE PIN f/DCS-S	4	3" - 4 7/8"	6	2525	.70
A14-106	7	HINGE PIN f/DCS-R	4	4 1/2" - 7"	8	2525	.70
A16-112	8	HINGE PIN f/DCS-L	4	5 1/2" - 14"	**	2520	.70
102100	9	SAFETY FLEX HANDLE	3	3"-10"	3	N/A	4.00
102100	9	SAFETY FLEX HANDLE	4	9-1/4"-14"	4	N/A	5.00
A14-091	10	DIE RETAINER BOLT					

* RECOMMENDED SPARE PARTS FOR 1 YEAR OF OPERATION

** VARIES DEPENDING ON SLIP SIZE

KET TYPE “SD” ROTARY SLIPS

All KET “SDML” and “SDXL” Slips are made of alloy steel and heat-treated for strength and long life. These slips are then machined for use in API standard bowls. We have designed our slip to operate with no load ring and still maintain 100% insert support, eliminating the need for beveled inserts, this also allows for a complete inspection of the slip without fighting seized or breaking load ring bolts. Another time saving change is the use of roll pins for retaining the hinge pins and a larger knock out hole beneath the hinge pins. All KET “SD” Slips have an API taper of 4”/ft on the diameter.

Lastly, we have added SLD spring grooves, which allow our slip to easily be retrofitted for the Keystone Energy Tools SLD.



KET “SD” TYPE ROTARY SLIPS COMPLETE

PART NO.	SLIP BODY SIZE	TYPE	REF	TAPER/FT(TPF)	RATING (TONS)	WT.
A23-100-F	3 1/2" BODY ONLY	SDML	15522-1	4.00"	175	153.00
A24-200-F	4 1/2" BODY ONLY	SDXL	15562	4.00"	350	182.00
A24-100-F	5" BODY ONLY	SDXL	15566	4.00"	350	193.00
A24-300-F	5 1/2" BODY ONLY	SDXL	15570	4.00"	350	190.00
A23-135-F	3 1/2" x 3 1/2"	SDML	15522	4.00"	175	180.00
A23-127-F	3 1/2" x 2 7/8"	SDML	15523	4.00"	175	188.00
A23-123-F	3 1/2" x 2 3/8"	SDML	15524	4.00"	175	193.00
A24-245-F	4 1/2" x 4 1/2"	SDXL	15513	4.00"	350	205.00
A24-240-F	4 1/2" x 4"	SDXL	15514	4.00"	350	219.00
A24-235-F	4 1/2" x 3 1/2"	SDXL	15515	4.00"	350	229.00
A24-150-F	5" x 5"	SDXL	15516	4.00"	350	213.00
A24-145-F	5" x 4 1/2"	SDXL	15517	4.00"	350	227.00
A24-140-F	5" x 4"	SDXL	15518	4.00"	350	237.00
A24-355-F	5 1/2" X 5 1/2"	SDXL	15519	4.00"	350	210.00
A24-350-F	5 1/2" X 5"	SDXL	15520	4.00"	350	224.00
A24-345-F	5 1/2" X 4 1/2"	SDXL	15521	4.00"	350	234.00

KET "SD" TYPE ROTARY SLIPS



REPLACEMENT PARTS FOR "SD" TYPE ROTARY SLIPS

PART NO.	ITEM#	DESCRIPTION	SIZE	#REQ.	REF.#	WT.	*SPARES
A14-105	1	HANDLE PIN w/WASHER & COTTER	ALL	3	3769	.50	3
A23-104	2	INSERT RETAINER RING	3 1/2"	3	3738	1.00	3
A23-105	2	INSERT RETAINER RING	4 1/2"	3	3739	1.00	3
A23-106	2	INSERT RETAINER RING	5"	3	3741	1.00	3
A23-107	2	INSERT RETAINER RING	5 1/2"	3	3740	1.00	3
A23-108	2	INSERT RETAINER RING	7"	3	3742	1.00	3
A23-109	3	INSERT RETAINER SCREW & NUT	ALL	6	3737	.02	12
A23-110	4	INSERT	SEE CHART (NEXT PAGE 77)				
A23-111	5	HINGE PIN w/COTTER	ALL	2	2192	1.20	2
102100	6	SAFETY FLEX HANDLE	ALL	3	N/A	4.00	3

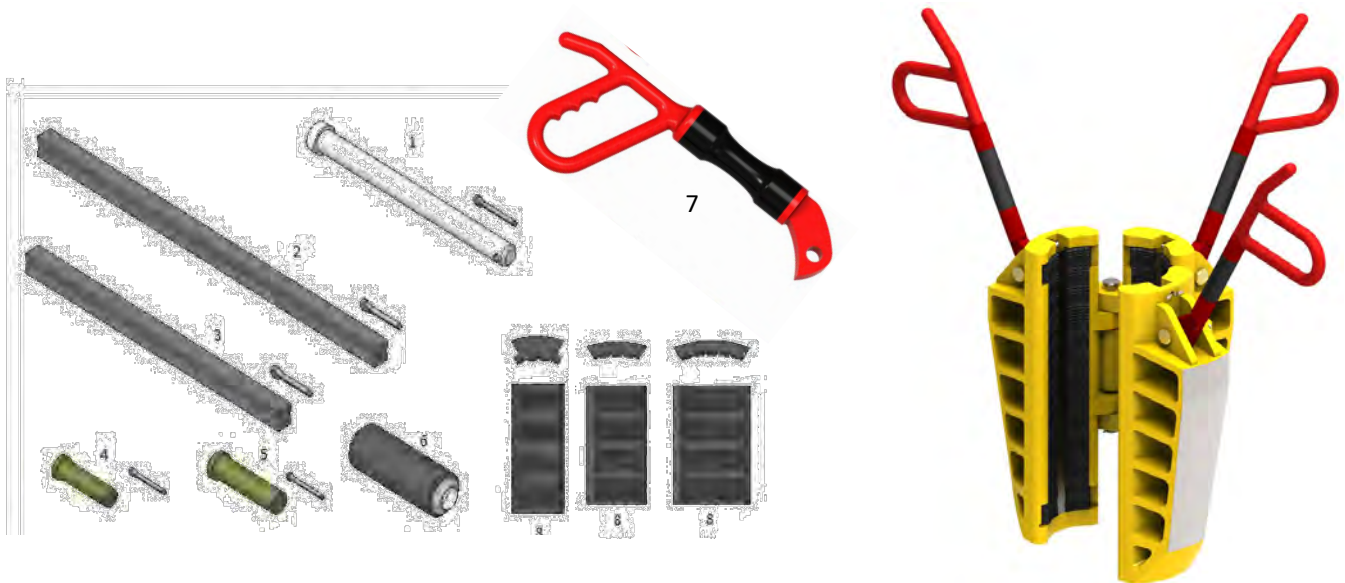
*RECOMMENDED SPARE PARTS FOR 1 YEAR SERVICE

KET “DU” TYPE ROTARY SLIPS

The KET “DU” Rotary Slips are designed for long trouble-free service. They are made of alloy steel and heat-treated for strength and resistance to wear. The slips are machined for use in API tapered bowls. The “DU” Regular has a 12” long gripping surface and is designed for wells 8000’ or less. The “DU” Long has a 16” long gripping surface and is designed for deeper wells and heavier drill strings. All KET “DU” Slips have an API taper of 4”/ft on the diameter.

KET “DU” TYPE ROTARY SLIPS

PART NO.	SLIP BODY SIZE	TYPE	TAPER/FT (TPF)	RATING (TONS)	WT.
A03-114-LR-F	4 1/2”	DU/REGULAR	4.00”	165	135
A03-115-LR-F	4 1/2”	DU/LONG	4.00”	180	164
A03-116-LR-F	5 1/2”	DU/REGULAR	4.00”	200	150
A03-117-LR-F	5 1/2”	DU/LONG	4.00”	250	180
A03-112-SDU-LR-F	5 1/2”	DU/LONG	4.00”	400	
A03-118-LR-F	7”	DU/REGULAR	4.00”	300	145
A03-119-SDU-F	7”	SDU/LONG	4.00”	400	210



REPLACEMENT PARTS FOR KET “DU” ROTARY SLIPS

PART NO.	ITEM#	DESCRIPTION	*SPARES	#REQ	REF.#	WT.
A03-105	1	HINGE PIN	2	2	7613-A-12	1.25
A03-103	2	DU LONG LINER KEY	3	3	7613-A-67	1.75
A03-104	3	DU REG. LINER KEY	3	3	7613-A-52	1.50
A03-106	4	FRONT HANDLE PIN	2	2	7613-B-12	.25
A03-107	5	REAR HANDLE PIN	1	1	7613-C-12	.38
A03-108	6	HINGE SPRING ASSY.	2	2	7613-211	1.25
100200-R	7	SAFETY FLEX HANDLE (REAR)	1	1	7613-5190	5.00
100200-F	7	SAFETY FLEX HANDLE (FRONT)	2	2	7613-5190	5.00

KET “DU” TYPE ROTARY SLIPS

INSERTS FOR 4-1/2” “DU” ROTARY TYPE SLIPS AND 4-1/2” “TS-100” SPIDER SLIPS

PART NO.	DESCRIPTION	REF.#	WT.	PART NO. (FULL FACE INSERTS)
A03-120	4 1/2” X 4 1/2”	7613-A-81	.75	A03-210
	4 1/2” X 4 3/8”	N/A	.80	A03-213
	4 1/2” X 4 1/4”	N/A	.85	A03-216
	4 1/2” X 4 1/8”	N/A	.90	A03-219
A03-121	4 1/2” X 4”	7613-FF-81	1.00	A03-221
	4 1/2” X 3 3/4”	N/A	1.75	A03-224
A03-122	4 1/2” X 3 1/2”	7613-C-82	1.50	A03-227
	4 1/2” X 3 3/8”	N/A	1.65	A03-229
	4 1/2” X 3 1/4”	N/A	1.75	A03-228
	4 1/2” X 3 1/8”	N/A	1.85	A03-230
	4 1/2” X 3”	N/A	1.90	A03-231
A03-123	4 1/2” X 2 7/8”	7613-B-82	2.00	A03-233
A03-124	4 1/2” X 2 3/8”	7613-A-82	2.25	A03-236
A03-125	4 1/2” X 2 1/16”	7613-M-82	2.50	A03-237
A03-126	4 1/2” X 1.900”	7613-H-82	2.75	A03-238
A03-127	4 1/2” X 1.660”	N/A	2.80	A03-239

INSERTS FOR 5-1/2” “DU” ROTARY TYPE SLIPS AND 5-1/2” “TS-100” SPIDER SLIPS

PART NO.	DESCRIPTION	REF.#	WT.	PART NO. (FULL FACE INSERTS)
	5 1/2” X 5 3/4”	N/A	.85	A03-241
A03-130	5 1/2” X 5 1/2”	7613-H-81	1.00	A03-240
A03-131	5 1/2” X 5”	7613-G-81	1.50	A03-243
	5 1/2” X 4 3/4”	N/A	1.75	A03-246
A03-132	5 1/2” X 4 1/2”	7613-E-81	2.00	A03-249
	5 1/2” X 4 3/8”	N/A	2.10	A03-247
	5 1/2” X 4 1/4”	N/A	2.15	A03-252
	5 1/2” X 4 1/8”	N/A	2.20	A03-255
A03-133	5 1/2” X 4”	N/A	2.25	A03-258
	5 1/2” X 3 3/4”	N/A	2.28	A03-261
A03-134	5 1/2” X 3 1/2”	7613-E-82	2.31	A03-264
	5 1/2” X 3 1/4”	N/A	2.38	A03-266
	5 1/2” X 3 1/8”	N/A	2.45	A03-268
	5 1/2” X 3”	N/A	2.52	A03-270
	5 1/2” X 2 7/8”	N/A	2.60	A03-275
	5 1/2” X 2 3/8”	N/A	2.80	A03-277

INSERTS FOR 7” “SDU” ROTARY TYPE SLIPS

PART NO.	DESCRIPTION	REF.#	WT.
A03-140	7” X 7”	7613-EE-81	1.25
A03-141	7” X 6 5/8”	7613-DD-81	1.75
A03-146	7” X 5 7/8”	N/A	3.00
A03-142	7” X 5 1/2”	7613-Z-81	3.25
A03-143	7” X 5”	7613-Y-81	3.75
A03-144	7” X 4 1/2”	7613-W-81	4.00

NOTE: “DU” REGULAR REQUIRES 18 INSERTS PER SET. “DU” LONG REQUIRES 24 INSERTS PER SET

4 1/2” & 5 1/2” “TS-100” SLIPS REQUIRE 12 INSERTS PER SET

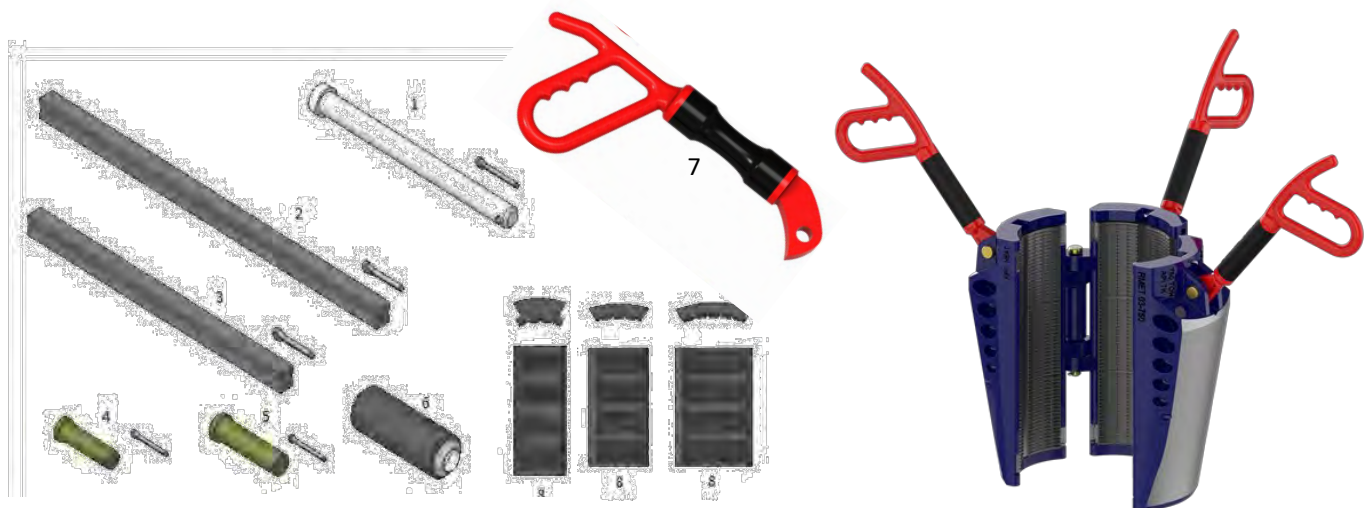
* 1 SET INSERTS PER PIPE SIZE RECOMMENDED FOR 1 YEAR SPARES

KET "XD" TYPE ROTARY SLIPS

The RMET "XD" Rotary Slips are designed for long trouble-free service. They are made of alloy steel and heat-treated for strength and resistance to wear. The slips are machined for use in #3 insert bowls. The "XD" has a 16" long gripping surface and is designed for deeper wells and heavier drill strings. All RMET "XD" Slips have an API taper of 4"/ft on the diameter.

RMET "XD" TYPE ROTARY SLIPS

PART NO.	SLIP BODY SIZE	TYPE	TAPER/FT (TPF)	RATING (TONS)	WT.
A03-750-XD-F	7 5/8"	XD	4.00"	750	210
A03-750-XD	7 5/8"	XD	4.00"	750	208



REPLACEMENT PARTS FOR RMET "XD" ROTARY SLIPS

PART NO.	ITEM#	DESCRIPTION	*SPARES	#REQ	REF.#	WT.
A03-105	1	HINGE PIN	2	2	7613-A-12	1.25
A03-103	2	XD LONG LINER KEY	3	3	7613-A-67	1.75
A03-107	5	REAR HANDLE PIN	1	3	7613-C-12	.38
A03-108	6	HINGE SPRING ASSY.	2	2	7613-211	1.25
A03-300-F	7	SAFETY FLEX HANDLE (REAR)	3	3	7613-5190	5.00

PART NO.	ITEM#	DESCRIPTION	REQ.#	WT.
A03-750-5000	8	7 5/8" x 5" INSERT	18	7.10
A03-750-5500	8	7 5/8" x 5 1/2" INSERT	18	6.34
A03-750-5785	8	7 5/8" x 5 7/8" INSERT	18	5.71
A03-750-6625	8	7 5/8" x 6 5/8" INSERT	18	4.32
A03-750-6906	8	7 5/8" x 6.906" INSERT	18	3.75
A03-750-7000	8	7 5/8" x 7" INSERT	18	3.60
A03-750-7625	8	7 5/8" x 7 5/8" INSERT	18	2.25

*RECOMMENDED SPARE PARTS FOR 1 YEAR OPERATION

KET TYPE "B" ROTARY SLIPS

The KET Type "B" Rotary Slip is designed for light to medium well drilling operations. They are made of alloy steel and heat-treated for strength and resistance to wear. Its standard size ranges from 2 1/16" to 4 1/2" and is used in API tapered bowls. KET "Type B" Slips have an API taper of 4"/ft on the diameter.

PART NO.	DESCRIPTION	TAPER/FT (TPF)	RATING(TONS)	WT.
A19-450-F	KET 4-1/2" TYPE "B" ROTARY SLIP COMPLETE W/ FLEX HANDLES	4.00"	200	134.00



REPLACEMENT PARTS FOR KET TYPE "B" ROTARY SLIPS

PART NO.	ITEM#	DESCRIPTION	REF#	#REQ.	WT.
A19-101	1	HINGE PIN	737-000-0500	2	1.12
A19-103	2	HANDLE PIN	737-000-0400	3	.25
A19-106	3	INSERT RET. PIN	737-000-0600	3	.30
102050	4	FLEX HANDLE	N/A	3	5.00
A19-250	5	4-1/2" X 4-1/2"	757-044-0144	18/24	.85
A19-251	5	4-1/2" X 4"	757-044-0140	18/24	1.20
A19-252	5	4-1/2" X 3-1/2"	757-044-0134	18/24	1.75
A19-253	5	4-1/2" X 2-7/8"	757-044-0127	18/24	2.00
A19-254	5	4-1/2" X 2-3/8"	757-044-0123	18/24	2.15
A19-255	5	4-1/2" X 2-1/16"	N/A	18/24	2.45

KET TYPE “CMSXL” CASING SLIPS

The KET “CMSXL” and “CMS-3” Casing Slips have a multi-segment design which gives a full wrap-around to help prevent damage to casing. By adding or subtracting segments & inserts the slip can accommodate 6 5/8” - 30” O.D. casing. The segments are made of alloy steel and are heat-treated for strength and wear resistance, then machined to strict quality controlled standards. CMS-XL slip has an API taper of 4”/ft on the diameter



KET “CMSXL” CASING SLIPS COMPLETE

PART NO.	TYPE	REF#	CASING O.D.	TOTAL SEG.	TAPER/FT (TPF)	RATING (TONS) *	HINGE PINS	NO. OF HANDLES	BUTTON# - QTY	WT. COMP.
A14-111-F	CMSXL	5315	6 5/8"	12	4.00"	15T/SEG = 180	11	3	A14-628-144	205
A14-112-F	CMSXL	5301	7"	12	4.00"	15T/SEG = 180	11	3	A14-619-144	206
A14-113-F	CMSXL	5303	7 5/8"	12	4.00"	15T/SEG = 180	11	3	A14-630-144	204
A14-114-F	CMSXL	5305	8 5/8"	13	4.00"	15T/SEG = 195	12	3	A14-630-156	220
A14-115-F	CMSXL	5307	9 5/8"	14	4.00"	15T/SEG = 210	13	4	A14-630-168	240
A14-116-F	CMSXL	5309	10 3/4"	15	4.00"	15T/SEG = 225	14	4	A14-630-180	256
A14-117-F	CMSXL	5311	11 3/4"	17	4.00"	15T/SEG = 255	16	4	A14-627-204	288
A14-118-F	CMSXL	5313	13 3/8"	18	4.00"	15T/SEG = 270	17	4	A14-630-216	304
A14-119-F	CMSXL	5325	16"	21	4.00"	15T/SEG = 315	20	4	A14-631-252	351
A14-120-18-F	CMSXL	5333	18"	24	4.00"	15T/SEG = 360	23	4	A14-625-288	405
A14-120-F	CMSXL	5333	18 5/8"	25	4.00"	15T/SEG = 375	24	4	A14-626-300	417
A14-121-F	CMSXL	5329	20"	25	4.00"	15T/SEG = 375	24	4	A14-631-312	416
A14-162-F	CMSXL		22"	29	4.00"	15T/SEG = 435	28	4	13868-348	548
A14-122-F	CMSXL	5331	24"	30	4.00"	15T/SEG = 450	29	5	A14-631-360	500
A14-123-F	CMSXL	5346	26"	32	4.00"	15T/SEG = 480	31	5	A14-631-396	531
A14-124-F	CMSXL	5342	30"	36	4.00"	15T/SEG = 500	35	5	A14-631-444	598


NOTE: ALL SLIPS 9 5/8" AND LARGER ARE FURNISHED WITH 4 OR MORE HANDLES.
ALL PARTS ARE INTERCHANGEABLE WITH CORRESPONDING DESIGN TYPE "CMSXL" CASING SLIPS.

ALL PARTS ARE INTERCHANGEABLE W/"CMSXL" EXCEPT SEGMENTS
"CMS-XL" TYPE SLIP IS AVAILABLE IN CUSTOM SIZES UPON REQUEST.

* DUAL SLIP RATING. NOT TO EXCEED 500 TONS

KET TYPE “CMS-3” CASING SLIPS

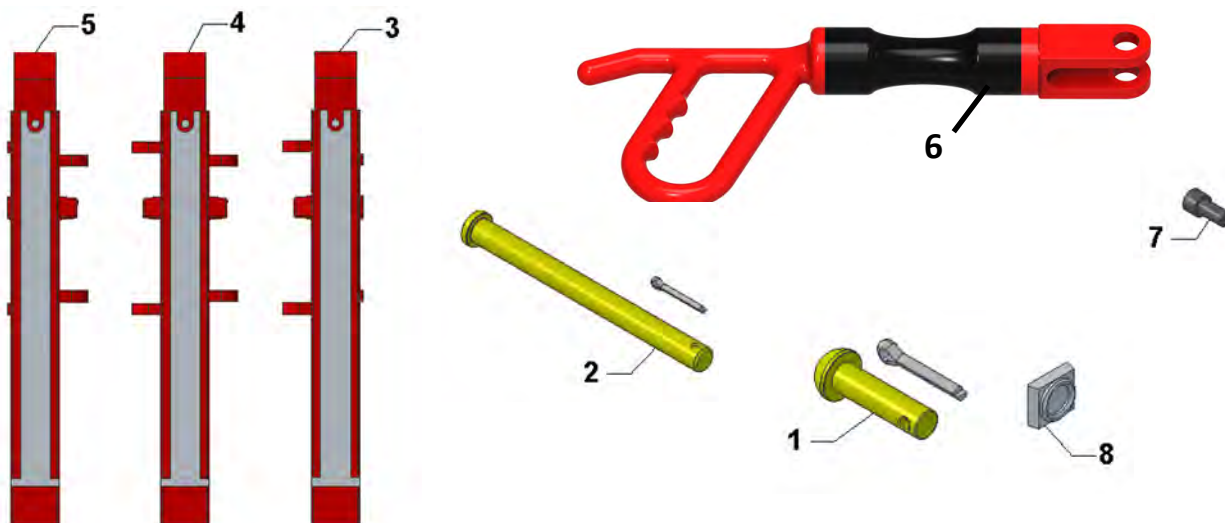
The KET “CMSXL” and “CMS-3” Casing Slips have a multi-segment design which gives a full wrap-around to help prevent damage to casing. By adding or subtracting segments & inserts the slip can accommodate 9 5/8” - 30” O.D. casing. The segments are made of alloy steel and are heat-treated for strength and wear resistance, then machined to strict quality controlled standards. CMS-3 slip has an API taper of 3”/ft on the diameter.



KET “CMS-3” CASING SLIPS COMPLETE

PART NO.	TYPE	REF#	CASING O.D.	TOTAL SEG.	TAPER/FT (TPF)	HINGE PINS	NO. OF HANDLES	BUTTON# - QTY	WT. COMP.
A14-134-F	CMS-3	5315	9-5/8"	14	3.00"	13	4	A14-513-168	214
A14-135-F	CMS-3	5301	10-3/4"	15	3.00"	14	4	A14-630-180	224
A14-136-F	CMS-3	5303	11-3/4"	17	3.00"	16	4	A14-627-204	255
A14-137-F	CMS-3	5305	13-3/8"	18	3.00"	17	4	A14-630-216	268
A14-138-F	CMS-3	5307	16"	21	3.00"	20	4	A14-631-252	310
A14-139-F	CMS-3	5309	18-5/8"	25	3.00"	24	4	A14-626-300	367
A14-140-F	CMS-3	5311	20"	25	3.00"	24	4	A14-631-312	366
A14-141-F	CMS-3	5313	24"	30	3.00"	29	5	A14-631-360	440
A14-142-F	CMS-3	5325	26"	32	3.00"	31	5	A14-631-396	468
A14-143-F	CMS-3	5333	30"	36	3.00"	35	5	A14-631-444	524

KET TYPE “CMS” CASING SLIPS



REPLACEMENT PARTS FOR “CMS” & “CPS” SLIPS

PART NO.	ITEM#	DESCRIPTION	REF.#	**SPARES	WT.
A14-105	1	HANDLE PIN w/WASHER & COTTER	3769	3	.50
A14-106	2	HINGE PIN w/COTTER	2525	2	.60
A14-100	3	RIGHT HAND SEGMENT f/CMSXL SLIP	5320		12.00
A14-148	3	RIGHT HAND SEGMENT f/CMS-3" SLIP	N/A		11.00
A14-107	4	INTERMEDIATE SEGMENT f/CMSXL SLIP	5322		12.00
A14-149	4	INTERMEDIATE SEGMENT f/CMS-3" SLIP N/A	N/A		11.00
A14-101	5	LEFT HAND SEGMENT f/CMSXL SLIP	5321		12.00
A14-150	5	LEFT HAND SEGMENT f/CMS-3" SLIP	N/A		11.00
102100	6	SAFETY FLEX HANDLE	N/A	3	4.00
A14-090	7	BUTTON RETAINER SCREW	N/A		.05
	8	BUTTON INSERTS (SEE TABLE ABOVE)	N/A		VARIES

ALL PARTS ARE INTERCHANGEABLE WITH CORRESPONDING DESIGN TYPE “CMSXL” SLIPS

**RECOMMENDED SPARE PARTS FOR 1 YEAR OPERATION

*FOR RECOMMENDED SPARES INCLUDE 1 SET OF INSERTS FOR EACH PIPE SIZE

KET “CPS” CONDUCTOR PIPE SLIPS

PART NO.	PIPE O.D.	WT. COMPLETE	TOTAL SEGMENTS	HINGE SPACERS	INSERTS
A14-244	24"	276	13	12	2631-156
A14-266	26"	296	14	13	2631-168
A14-330	30"	319	16	15	2631-192

NOTE: ALL PARTS ARE INTERCHANGEABLE WITH “CMSXL” SLIP

KET TYPE “UC-3” CASING SLIPS

The “UC-3” Type Casing Slip has a 3” taper designed with a single liner per segment and a liner keeper assembly with bolt and washer. It has a size range of 9-5/8” through 10 3/4”. The inserts are a continuous one-piece design with approximately 8 1/2” of contact length. For added safety, the Ramey Martin “UC-3” Casing Slip is also provided with safety flex handles as a standard option with steel handles available upon request.

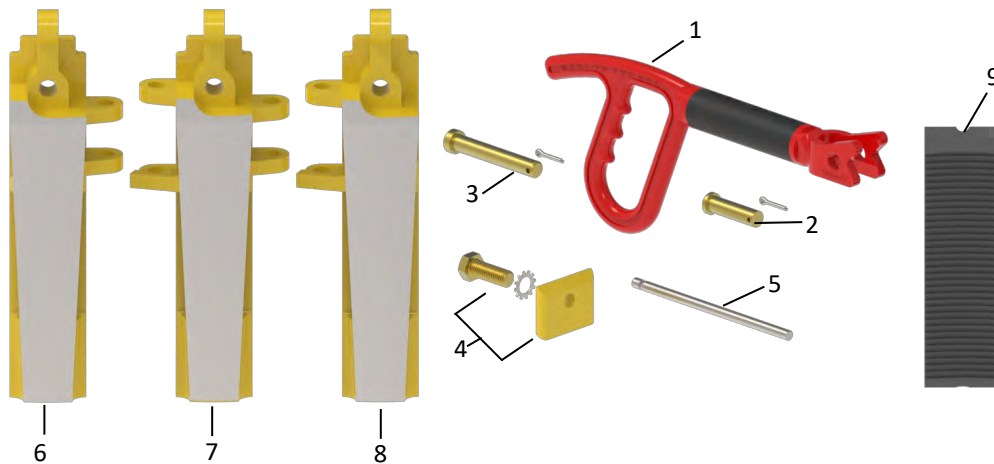


REPLACEMENT PARTS FOR RMET “UC-3” CASING SLIPS

RMET#	SLIP SIZE	W/INSERTS FOR O.D.	INT. SEG./PN (#7)	R.H. SEG./PN (#8)	L.H. SEG./PN (#6)	TAPER/FT (TPF)	WT.
A7704-5028-F	10 3/4"	10 3/4" O.D.	8 / 7704-A-31	1 / 7704-A-32	1 / 7704-A-33	3.00"	160
A7704-5029-F	10 3/4"	9 5/8" O.D.	8 / 7704-A-31	1 / 7704-A-32	1 / 7704-A-33	3.00"	180
A7704-103-F	10 3/4"	LESS LINERS	8 / 7704-A-31	1 / 7704-A-32	1 / 7704-A-33	3.00"	130
A7704-5025-F	13 3/8"	13 3/8" O.D.	10 / 7704-A-35	1 / 7704-A-36	1 / 7704-A-37	3.00"	195
A7704-5026-F	13 3/8"	12 3/4" O.D.	10 / 7704-A-35	1 / 7704-A-36	1 / 7704-A-37	3.00"	222
A7704-5027-F	13 3/8"	11 3/4" O.D.	10 / 7704-A-35	1 / 7704-A-36	1 / 7704-A-37	3.00"	228
A7704-104-F	13 3/8"	LESS LINERS	10 / 7704-A-35	1 / 7704-A-36	1 / 7704-A-37	3.00"	153
A7704-5036-F	16"	16" O.D.	12 / 7704-A-35	1 / 7704-A-36	1 / 7704-A-37	3.00"	226
A7704-106-F	16"	LESS LINERS	12 / 7704-A-35	1 / 7704-A-36	1 / 7704-A-37	3.00"	176
A7704-5034-F	20"	20" O.D.	15 / 7704-A-35	1 / 7704-A-36	1 / 7704-A-37	3.00"	283
A7704-5035-F	20"	18 5/8" O.D.	15 / 7704-A-35	1 / 7704-A-36	1 / 7704-A-37	3.00"	325
A7704-110-F	20"	LESS LINERS	15 / 7704-A-35	1 / 7704-A-36	1 / 7704-A-37	3.00"	223
A7704-5001-F	24"	24" O.D.	17 / 7704-A-35	1 / 7704-A-36	1 / 7704-A-37	3.00"	312
A7704-5002-F	24"	22 1/2" O.D.	17 / 7704-A-35	1 / 7704-A-36	1 / 7704-A-37	3.00"	359
A7704-5009-F	24"	LESS LINERS	17 / 7704-A-35	1 / 7704-A-36	1 / 7704-A-37	3.00"	246
A7704-5006-F	26"	26" O.D.	19 / 7704-A-35	1 / 7704-A-36	1 / 7704-A-37	3.00"	325
A7704-5010-F	26"	LESS LINERS	19 / 7704-A-35	1 / 7704-A-36	1 / 7704-A-37	3.00"	252
A7704-5005-F	30"	30" O.D.	22 / 7704-A-35	1 / 7704-A-36	1 / 7704-A-37	3.00"	367
A7704-5011-F	30"	LESS LINERS	22 / 7704-A-35	1 / 7704-A-36	1 / 7704-A-37	3.00"	283
A7704-5007-F	36"	36" O.D.	26 / 7704-A-35	1 / 7704-A-36	1 / 7704-A-37	3.00"	437
A7704-5013-F	36"	LESS LINERS	26 / 7704-A-35	1 / 7704-A-36	1 / 7704-A-37	3.00"	340
A7704-5019-F	42"	42" O.D.	30 / 7704-A-35	1 / 7704-A-36	1 / 7704-A-37	3.00"	495
A7704-5018-F	42"	LESS LINERS	30 / 7704-A-35	1 / 7704-A-36	1 / 7704-A-37	3.00"	375

*“UC-3” TYPE SLIPS ARE AVAILABLE WITH STEEL HANDLES UPON REQUEST. TO ORDER REMOVE THE (-F) FROM THE END OF THE PART

KET TYPE "UC-3" CASING SLIPS



REPLACEMENT PARTS FOR RMET "UC-3" CASING SLIPS

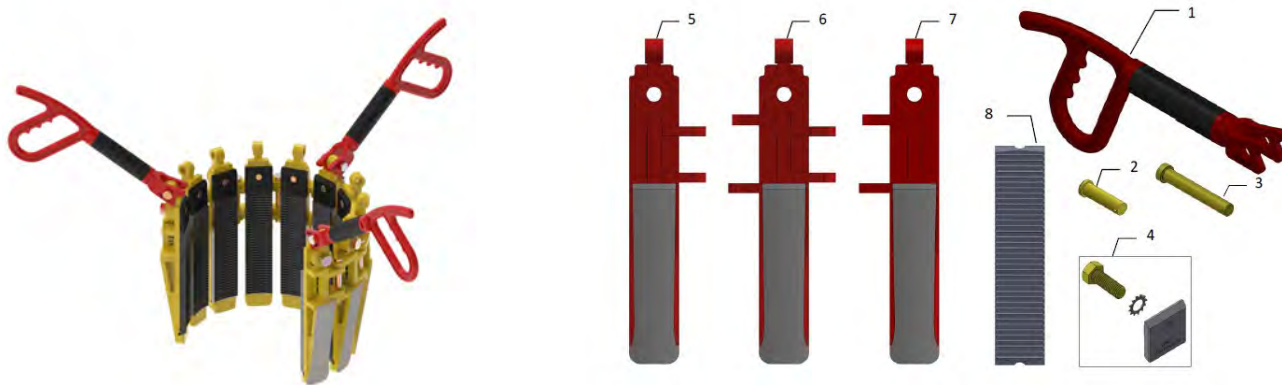
RMET#	ITEM#	DESCRIPTION	10 3/4" NO.	13 3/8" NO.	16" NO.	20" NO.	24" NO.	26" NO.	30" NO.	36" NO.	42" NO.	WT .
A7704-A-17-F	1	FLEX HANDLE	3	4	4	4	4	4	4	6	6	4.00
A7704-A-17	N/P	HANDLE	3	4	4	4	4	4	4	6	6	5.50
A7704-A-16	2	HANDLE PIN W/ COTTER	3	4	4	4	4	4	4	6	6	.5
A7704-B-16	3	HINGE PIN W/ COTTER	9	11	13	16	18	20	23	27	31	.375
A7704-5024	4	KEEPER ASSY. W/BOLT & WAS.	10	12	14	17	19	21	24	28	32	.25
A7704-A-29	5	LINER RETAINER W/COTTER	*	*	*	*	*	*	*	*	*	.25

LINERS FOR RMET "UC-3" & "UC-4" CASING SLIPS

RMET#	ITEM#	SLIP SIZE	PIPE SIZE	#REQ.	WT.
A7704-A-8	9	10 3/4"	10 3/4"	10	3.50
A7704-A-9	9	10 3/4"	9 5/8"	10	7.38
A7704-A-38	9	13 3/8"	13 3/8"	12	3.75
A7704-A-92	9	13 3/8"	12 3/4"	12	5.75
A7704-A-39	9	13 3/8"	11 3/4"	12	10.18
A7704-A-99	9	16"	16"	14	3.50
A7704-A-99	9	20"	20"	17	3.50
A7704-A-9000	9	20"	18 5/8"	17	6.00
A7704-A-99	9	24"	24"	19	3.50
A7704-A-5000	9	24"	22 1/2"	19	6.00
A7704-A-100	9		26" -42"	AS REQUIRED	3.50

KET TYPE “UC-4” CASING SLIPS

The RMET “UC” Casing Slips have a multi-segment design which gives a full wrap-around to help prevent damage to casing. The slip can accommodate 7” - 8 5/8” O.D. casing. The segments are made of alloy steel and are heat-treated for strength and wear resistance, then machined to strict quality controlled standards. The UC-4 slip has an API taper of 4”/ft on the diameter



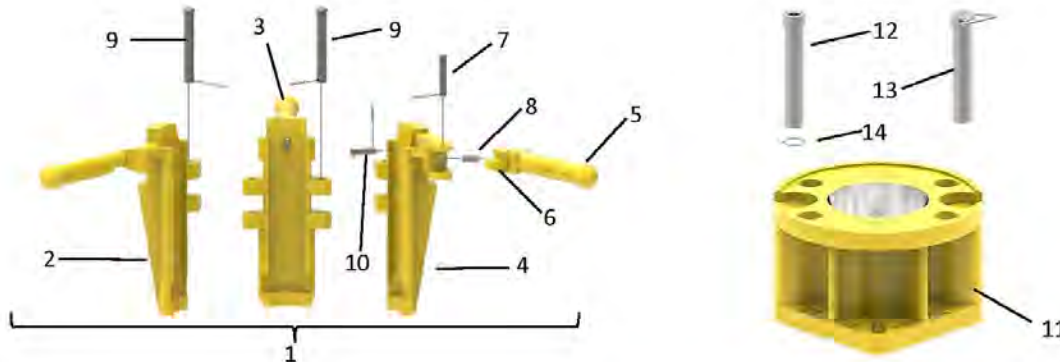
RMET “CMSXL” CASING SLIPS COMPLETE

PART NO.	TYPE	CASING O.D.	TOTAL SEG.	TAPER/FT (TPF)	RATING (TONS) *	HINGE PINS	NO. OF HANDLES	LINER# - QTY	WT. COMP.
A7704-5031-LR-F	UC	8 5/8"	10	4.00"	200		3	10	
A7704-5032-LR-F	UC	7 5/8"	10	4.00"	200		3	10	
A7704-5033-LR-F	UC	7"	10	4.00"	200		3	10	

PART NO.	ITEM#	DESCRIPTION	QTY	**SPARES	WT.
A7704-A-17-F	1	FLEX HANDLE	3	3	
A7704-A-17	-	STEEL HANDLE	3	3	
A7704-A-16	2	HANDLE PIN W/COTTER	3	3	
A7704-B-16	3	HNGE PIN W/ COTTER	9	2	
A7704-5024-4	4	KEEPER ASSY W/ BOLT AND WASHER	10		
A7704-A-114	5	LEFT HANDE SEGMENT	1		
A7704-A-110	6	INTERMEDIATE SEGMENT	8		
A7704-A-115	7	RIGHT HAND SEGMENT	1		
A7704-A-22	8	8 5/8" X 8 5/8" UC-4 LINER	10		
A7704-A-113	8	8 5/8" X 7 5/8" UC-4 LIER	10		
A7704-A-112	8	8 5/8" X 7" UC-4 LINER	10		

KET 3 1/2" "TS-100" MANUAL TUBING SPIDER

The 3-1/2" TS-100 tubing spider and slip assembly can handle tubing sizes 3/4" thru 3-1/2" O.D. by changing 9 removable inserts. The spider and slip are made of alloy steel and heat treated for strength. All come with full certification and data books which are available upon request. This spider is rated for 100 ton capacity.



PART NO.	ITEM#	DESCRIPTION	REF.#	*SPARES	#REQ.	WT.
A17-301	1	SLIP ASSY. LESS INSERTS	7502-104		1	50.00
A17-101	2	RIGHT HAND SEGMENT	7502-C-217		1	13.00
A17-102	3	CENTER SEGMENT	7502-B-217		1	13.00
A17-103	4	LEFT HAND SEGMENT	7502-A-217		1	13.00
A17-104	5	LATCH HANDLE	7502-A-214		1	3.00
A17-105	6	LATCH	7502-A-207		1	.50
A17-108	7	LATCH PIN W/COTTER	7502-B-207		1	.12
A17-109	8	LATCH SPRING	7502-C-207	2	1	.12
A17-110	9	HINGE PIN F/SLIP W/COTTER	7502-A-216	2	2	.25
A17-111	10	INSERT KEEPER W/COTTER	7502-B-216		3	.12
A17-302	11	3-1/2" TS-100 BOWL ONLY	7502-100	6	1	187.00
A17-112	12	HINGE PIN F/BOWL	7502-A-202		1	4.50
A17-113	13	LOCK PIN W/BAIL & CHAIN	7502-D-203		1	5.00
A17-114	14	HINGE PIN RETAINER	7502-103-X		1	.08

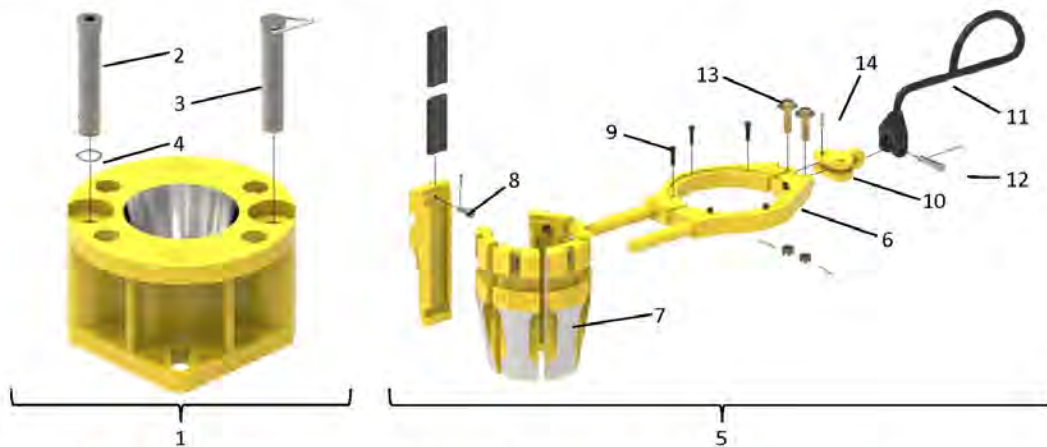
****RECOMMENDED SPARE PARTS FOR 1 YEAR OPERATION**

INSERTS FOR 3 1/2" "TS-100" SPIDER

PART NO.	DESCRIPTION	REF#	#REQ.	WT
A21-101	3 1/2" X 3 1/2"	7502-A-5069	9	1.25
A21-110	3 1/2" X 3 3/8"	N/A	9	1.25
A21-102	3 1/2" X 3 1/8"	N/A	9	1.30
A21-103	3 1/2" X 2 7/8"	7502-A-5070	9	1.50
A21-104	3 1/2" X 2 3/8"	7502-A-5071	9	1.75
A21-105	3 1/2" X 2 -1/16"	7502-A-5072	9	2.00
A21-111	3 1/2" X 2"	N/A	9	2.10
A21-106	3 1/2" X 1-1/2"	7502-A-5074	9	2.25
A21-107	3 1/2" X 1-1/4"	7502-A-5075	9	2.50
A21-108	3 1/2" X 1"	7502-A-5076	9	2.75
A21-109	3 1/2" X 3/4"	7502-A-5077	9	2.87

KET 4 1/2" & 5 1/2" "TS-100 MANUAL SPIDER

The KET 4-1/2" spider and slip uses the 4-1/2" "DU" Full Face insert and has a range of 1.315" thru 4-1/2" O.D. by changing the 12 inserts. The 5-1/2" spider and slip uses the 5-1/2" "DU" Full Face slip insert and has a range of 2-3/8" thru 5-1/2" O.D. by changing the 12 inserts. The 5-1/2" spider is specifically designed to run the Reda or Kobe cable. Both spiders and slip assemblies are designed for heavy duty use. Both are made of alloy steel, heat treated for strength and wear resistance. Both 4 1/2" and 5 1/2" spiders have an API taper of 4"/ft on the diameter and rated for 100 Ton capacity.



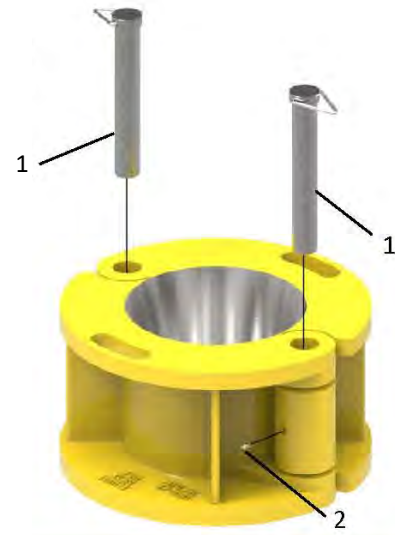
REPLACEMENT PARTS FOR 4 1/2" & 5 1/2" "TS-100 MANUAL SPIDER

PART NO.	ITEM#	DESCRIPTION	*SPARES	#REQ.	WT.
A18-451	1	4-1/2" BOWL ONLY		1	215.00
A17-112	2	3 1/2" & 4-1/2" TS-100 HINGE PIN		1	4.25
A17-113	3	3 1/2" & 4-1/2" TS-100 REMOVEABLE PIN		1	4.25
A17-114	4	3 1/2" & 4 1/2" HINGE PIN RETAINER		1	.01
A18-452	5	4-1/2" SLIP ASSY. COMPLETE LESS INSERTS		1	60.00
A18-453	6	4-1/2" SLIP HANDLES ONLY (SET) <i>includes items 9, 10, 11, 12, 13 & 14</i>		1	19.50
A18-454	7	4-1/2" SLIP SEGMENTS EACH		6	6.70
A18-455	8	4-1/2" & 5-1/2" INSERT RETAINER PIN	12	6	05
A18-456	9	4-1/2" & 5-1/2" SEGMENT RETAINER PIN	6	6	03
A18-453-B	10	4 1/2" & 5 1/2" SLIP HANDLE BUSHING	1	1	1.40
A08-102	11	HANDLE	1	1	2.75
A08-103	12	HANDLE PIN	1	1	.12
A18-453-BP	13	HANDLE BUSHING PIN W/ NUT, WASHER, & COTTER	2	2	.22
A18-453-D	14	HANDLE BUSHING PIVOT PIN	1	1	.01
A18-551	1	5-1/2" BOWL ONLY (image not shown)		1	239.00
A18-557	2	5-1/2" TS-100 HINGE PIN		1	6.00
A18-558	3	5-1/2" TS-100 REMOVABLE PIN		1	5.75
A18-559	4	5-1/2" HINGE PIN RETAINER		1	.01
A18-552	5	5-1/2" SLIP ASSY COMPLETE LESS INSERTS		1	65.50
A18-553	6	5-1/2" SLIP HANDLES ONLY (SET) <i>includes items 9, 10, 11, 12, 13 & 14</i>		1	18.50
A18-554	7	5 1/2" SLIP SEGMENTS EACH		6	8.90

* RECOMMENDED SPARE PARTS F/1 YEAR OPERATION
INSERTS FOR 4-1/2" - 5-1/2" SPIDER ON [PAGE 79](#)

KET 8 5/8" "API" BOWL

The KET API BOWL has the same bore and taper (4" per ft.) as the API #3 split bowl. All API drill collar, drill pipe & casing slips can be used in this bowl. It has a range of 2-1/16" thru 10" T.J. and is rated for 125 tons.




PART NO.	ITEM#	DESCRIPTION	#REQ.	WT.
A17-850		8-5/8" 125 TON API BOWL	1	500
A17-851	1	REMOVABLE HINGE PIN W/CHAIN	2	10
ZF-GZN-02-3	2	GREASE FITTING	2	.01

KET FALSE ROTARY



PART NO.	DESCRIPTION	WT.
A51-500-GA	FALSE ROTARY TABLE FOR 18 5/8", 20", 24", AND 30" CASING	2300

KET ADAPTER RING



PART NO.	DESCRIPTION	WT.
A52-100	37 1/2" OILWELL TO 37 1/2" NATIONAL ROTARY TABLE ADAPTER RING	1118

KET MAKE UP STANDS AND TONG DIE DRIVERS



The KET Safety Make-Up Stand is used to support stabilizers, subs, and other drilling tools during bottom hole make-up. It is located on the side of the rotary table, away from the slips and safety clamps.

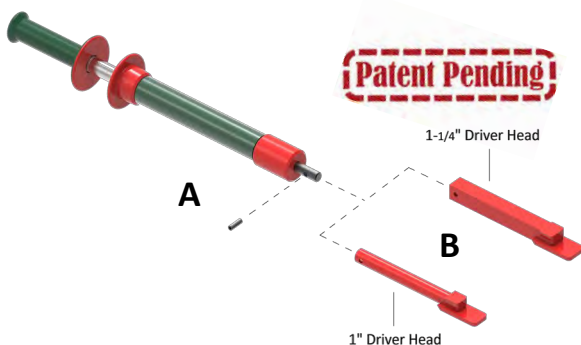
KET SAFETY MAKE-UP STAND

PART NO.	DESCRIPTION	PIN DIA.	RATING	HEIGHT	WT.
A26-900	KET SAFETY MAKE-UP STAND	2"	10,000 LBS	24"	140

KET TONG DIE DRIVERS

PART NO.	ITEM	DESCRIPTION	WT.
A26-425	A	KET HAMMERLESS TONG DIE DRIVER /COMPLETE W/ 1 1/4" DRIVER HEAD	12.25
A26-426	A	KET HAMMERLESS TONG DIE DRIVER /COMPLETE W/ 1" DRIVER HEAD	11.30
A26-400	B	1 1/4" DRIVER HEAD ONLY F/ HAMMERLESS TONG DIE DRIVER	2.41
A26-401	B	1" DRIVER HEAD ONLY F/ HAMMERLESS TONG DIE DRIVER	2.17
A26-300	C	KET 1 1/4" STRAIGHT TONG DIE DRIVER	7.25
A26-310	C	KET 1" STRAIGHT TONG DIE DRIVER	7.25
A26-350	D	KET 1 1/4" ANGLE TONG DIE DRIVER	9.25
A26-360	D	KET 1" ANGLE TONG DIE DRIVER	9.25


Hammerless Tong Die Driver



Straight Tong Die Driver



Angled Tong Die Driver



KET TONG SAFETY HANDLES AND BUMPERS




A



B



C

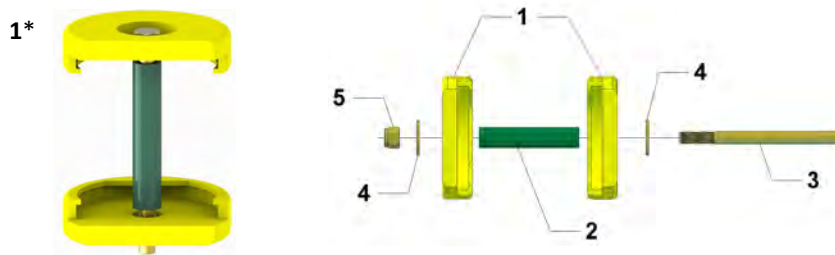


D

TONG SAFETY HANDLES

PART NO.	ITEM	DESCRIPTION	WT.
T20000-SH-1	A	2 PC TONG SAFETY HANDLE KIT F/ TONGS MODIFIED WITH 3/8" HOLES	1.25
T20000-SH-2	A	2 PC TONG SAFETY HANDLE KIT F/ TONGS WITH STEEL HANDLES	1.25
T20000-SH-3	B	2 PC TONG SAFETY HANDLE F/ TYPE "C" LONG JAW	1.10
T20000-SH-4	C	2 PC TONG SAFETY HANDLE F/ TONG MODIFIED W/ 1 3/4" WIDE HANDLES W/ 3/4" HOLES	1.18
T20000-DB	D	DUMBBELL TONG SAFETY HANDLE	2.16

SAFETY CAP ASSEMBLY FOR VARCO® TONGS



PART NO.	ITEM	DESCRIPTION	QTY	WT.
T250369	1*	SAFETY CAP ASSEMBLY FOR VARCO TONGS	1	2.66
T250369-1	1	SAFETY CAP (SET OF 2)	1	1.61
T250369-2	2	GRIP HOSE FOR SAFETY CAP ASSEMBLY	1	.15
T250369-3	3	BOLT FOR SAFETY CAP ASSEMBLY	1	.65
T250369-4	4	WASHER FOR SAFETY CAP ASSEMBLY	2	.08
T250369-5	5	LOCKNUT FOR SAFETY CAP ASSEMBLY	1	.09



SAFETY BUMPERS

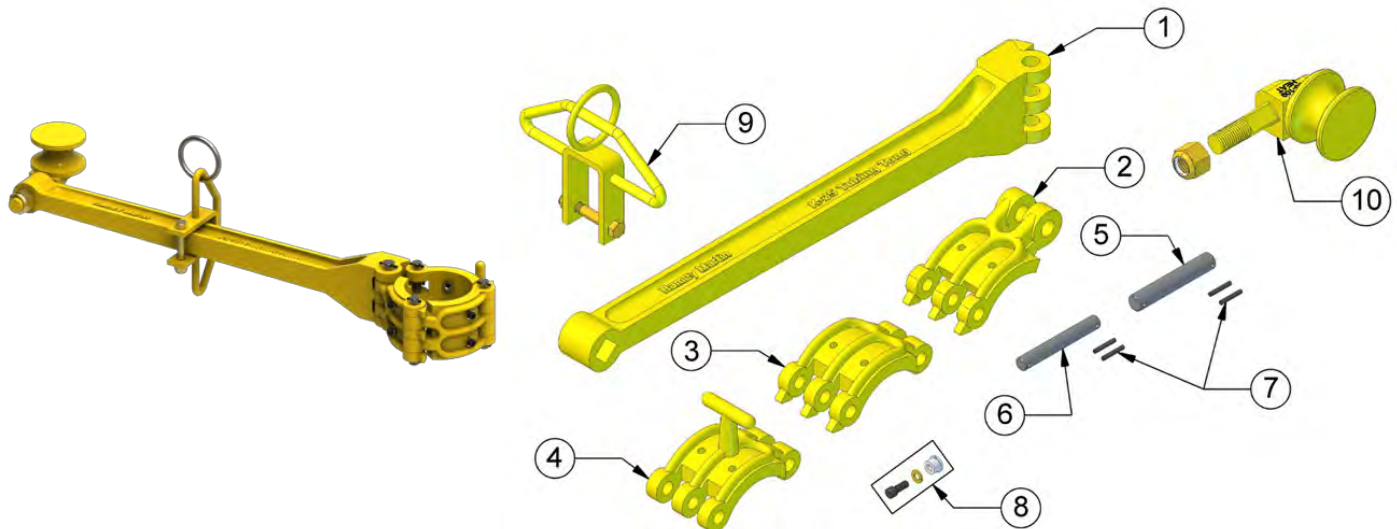
The KET Safety Bumpers are used on the ST-80, Mud Buckets, and other miscellaneous rig equipment where hand protection is required. The two piece design allows for easy installation with the size molded into each rubber for easy recognition.

PART NO.	DESCRIPTION	WT./SET
T20000-SH-7-4	1/2" SAFETY BUMPER (SET)	1.90
T20000-SH-7-6	3/4" SAFETY BUMPER (SET)	1.90
T20000-SH-7-7	7/8" SAFETY BUMPER (SET)	1.90
T20000-SH-7-8	1" SAFETY BUMPER (SET)	1.90

KET "K-25" LIGHT WEIGHT TUBING TONG

The KET K-25 Tubing Tong has a wide range from 1.050 thru 2 7/8", and is light-weight with a wrap-around design providing approximately 300 deg. die contact. This prevents crushing or cutting of thin wall tubing. The tong can be used by hand or with a rope block and cat line, when making-up or breaking-out tubing. They are made of high alloy steel, heat-treated for strength and wear, and then tested. The KET K-25 light-weight tubing tong has a 2,000 ft.-lb maximum torque rating. All tongs are pull-tested and complete documentation is available with each tong.

PART NO.	DESCRIPTION	WT.
A05-101	K-25 TONG COMPLETE LESS DIES, ROPE GUIDE & HANGER	16.50
A05-102	K-25 TONG COMPLETE LESS DIES w/ROPE GUIDE & HANGER	21.00



REPLACEMENT PARTS FOR K-20 & K-25 TUBING TONG

PART NO.	ITEM#	DESCRIPTION	#REQ.	*SPARES	WT.
A05-114	1	TONG LEVER F/ K25 TONG	1		9.75
A05-106	2	K-25 LEVER JAW	1		2.12
A05-108	3	K-25 CENTER JAW	1		2.12
A05-107	4	K-25 LATCH JAW	1		2.75
A05-104	5	TONG LEVER PIN	1	1	.37
A05-103	6	TONG HEAD PIN	3	3	.12
A05-117	7	RETAINER PINS	8	8	.03
A05-105	8	TONG DIE BUSHING & SCREW	6	24	.06
A05-113	9	ROLLOVER HANGER WITH SCREW AND NUT	1		1.75
A05-109	10	K-20 OR K-25 ROPE GUIDE WITH NUT	1		2.75

DIES FOR K-20 AND K-25 REFER TO PAGE 91

*RECOMMENDED SPARE PARTS FOR ONE YEAR

RECOMMENDED DIES FOR ONE YEAR ORDER 3 FOR EACH SIZE REQUIRED

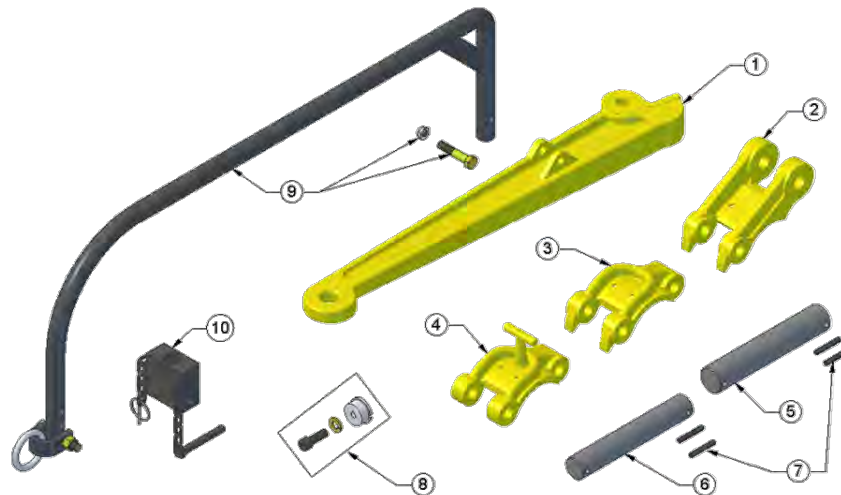
ALL PARTS ARE INTERCHANGEABLE WITH KELCO** K-20 & K-25 TUBING TONGS

KET "K-30 & K-50 MANUAL TUBING TONG

KET K-Series Tubing Tongs are designed for heavy duty service of tubing 1.660" to 3.875" OD. They have a wrap-around design with approximately a 300 deg. die contact. This prevents cutting or crushing of thin wall tubing. All tongs are pulled tested and complete documentation is available with each tong.



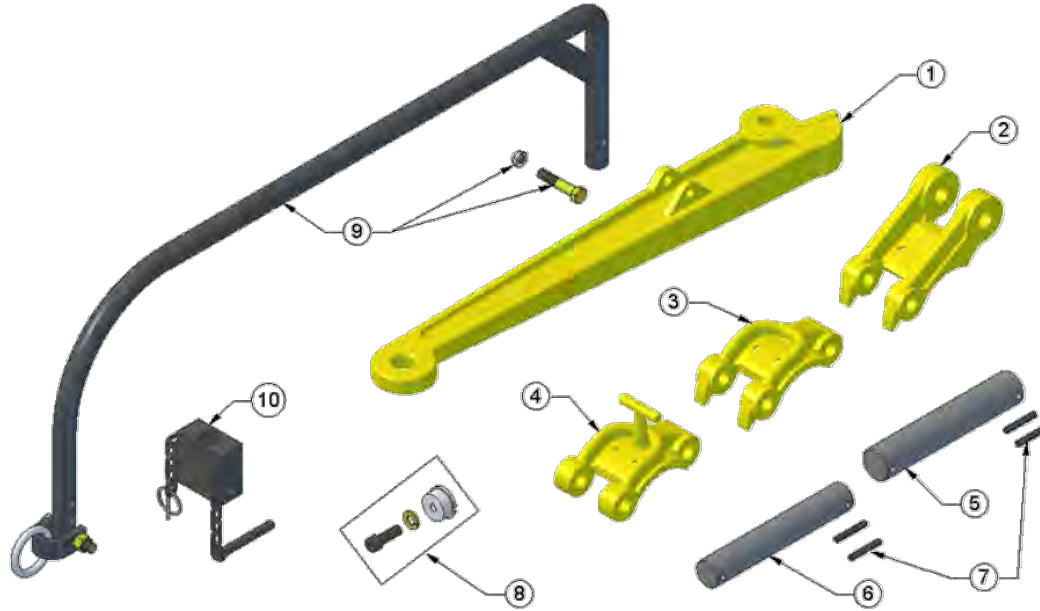
PART NO.	DESCRIPTION	RANGE	RATING	WT.
A06-101	K-30 TONG ASSEMBLY COMPLETE LESS HANGER AND DIES	1 1/2 – 4 1/8	5,000 FT. LBS	48
A06-102	K-30 TONG ASSEMBLY COMPLETE LESS DIES W/ STANDARD HANGER	1 1/2 – 4 1/8	5,000 FT. LBS	61
A06-103	K-30 TONG ASSEMBLY COMPLETE LESS DIES W/ ROLLOVER HANGER	1 1/2 – 4 1/8	5,000 FT. LBS	64
A06-501	K-50 TONG ASSEMBLY COMPLETE LESS HANGER AND DIES	2 3/8 – 5 1/2	7,500 FT. LBS	60
A06-502	K-50 TONG ASSEMBLY COMPLETE LESS DIES W/ STANDARD HANGER	2 3/8 – 5 1/2	7,500 FT. LBS	75
A06-503	K-50 TONG ASSEMBLY COMPLETE LESS DIES W/ ROLLOVER HANGER	2 3/8 – 5 1/2	7,500 FT. LBS	77



REPLACEMENT PARTS FOR K-30 TUBING TONG

PART NO#	ITEM#	DESCRIPTION	#REQ.	*SPARES	WT.
A06-104	1	TONG LEVER	1		24.00
A06-105	2	LEVER JAW	1		8.00
A06-106	3	CENTER JAW	1		5.50
A06-107	4	LATCH JAW	1		5.75
A06-509	5	TONG LEVER PIN	1	1	.75
A06-109	6	TONG HEAD PIN	3	3	.50
A06-157	7	RETAINER PINS	8	8	.03
A06-110	8	TONG DIE BUSHING W/ SCREW	6	24	.10
A06-113	9	TONG HANGER W/ HANGER SCREW & NUT	1		13.00
A06-114	10	ROLLOVER BLOCK	1		2.50

KET K-30 & K-50 TUBING TONG REPLACEMENT PARTS



REPLACEMENT PARTS FOR K-50 TUBING TONG



PART NO#	ITEM#	DESCRIPTION	#REQ.	*SPARES	WT.
A06-504	1	TONG LEVER	1		24.00
A06-505	2	LEVER JAW	1		8.00
A06-506	3	CENTER JAW	1		5.50
A06-507	4	LATCH JAW	1		5.75
A06-508	5	TONG LEVER PIN	1	1	.75
A06-509	6	TONG HEAD PIN	3	3	.50
A06-516	7	RETAINER PINS	8	8	.03
A06-510	8	TONG DIE BUSHING W/ SCREW	6	24	.10
A06-113	9	TONG HANGER W/ HANGER SCREW & NUT	1		13.00
A06-114	10	ROLLOVER BLOCK	1		2.50

REPLACEMENT PARTS FOR K-50HT & K-70 TUBING TONG

PART NO#	ITEM#	DESCRIPTION	#REQ.	*SPARES	WT.
A06-708	5	TONG LEVER PIN	1	1	.75
A06-508	6	TONG HEAD PIN	3	3	.50
A06-516	7	RETAINER PINS	8	8	.03
A06-510	8	TONG DIE BUSHING W/ SCREW	6	24	.10
A06-113	9	TONG HANGER W/ HANGER SCREW & NUT	1		13.00
A06-114	10	ROLLOVER BLOCK	1		2.50

KET TONG LINE BLOCKS

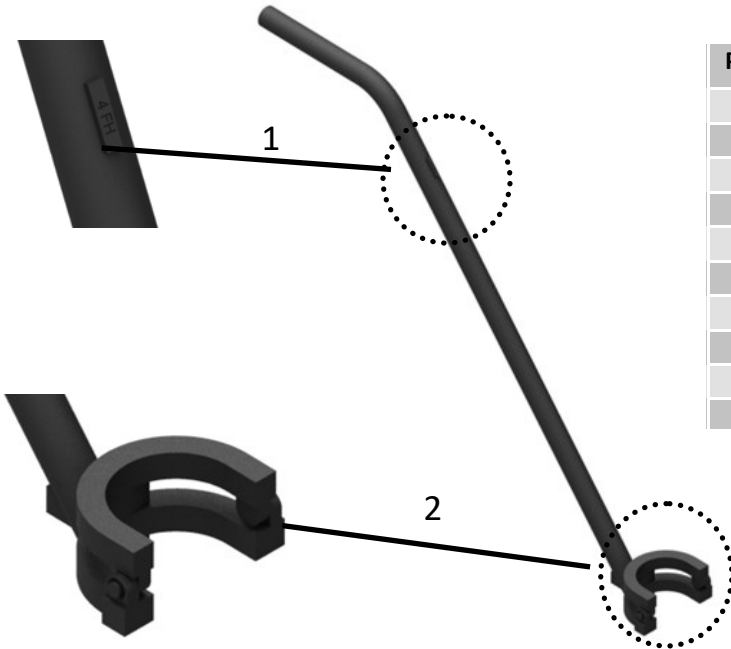
The Keystone 12.5-ton Tong Block is designed to fit the line attachment of the tong and to provide a mechanical advantage of 2:1 when making or breaking out connections. The sheave is grooved for 1/2" through 7/8" wire line and incorporates a sleeve-type grease-able bearing for longevity.



PART NO.		DESCRIPTION	WT.
TB-16500	A	TONG BLOCK ASSEMBLY W/BJ B & C ADAPTER	20.00
TB-16700	B	TONG BLOCK ASSEMBLY W/BJ DB & SDD ADAPTER	25.50
TB-16600	C	TONG BLOCK ASSEMBLY W/WW AAX & ST-60 ADAPTER	23.00
TB-70616	D	TRIANGLE TONG BLOCK ASSEMBLY W/DB/SDD ADAPTER	27.00
T24529-TLB	E	KET TYPE DB/SDD TONG LINE BLOCK ASSEMBLY(HT-65/HT-100)	42.00
T9574-TLB	F	TYPE "B" TONG LINE BLOCK ASSEMBLY	28.50
T9574-TLB-01	G	TYPE "B" TONG LINE BLOCK ASSEMBLY FOR USE WITH SHEAVE	20.75

KET PIPE JACKS AND ROLLERS

PIPE JACKS

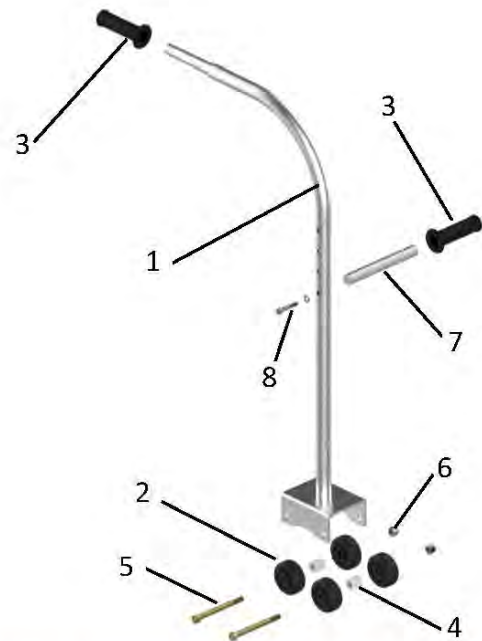


PART NO.	DESCRIPTION	WT.
A09-501	PIPE JACK FOR XT-39 CONNECTION	19.75
A09-502	PIPE JACK FOR 4" FH CONNECTION	19.85
A09-503	PIPE JACK FOR 4 1/2" IF CONNECTION	20.65
A09-504	PIPE JACK FOR 3 1/2" IF CONNECTION	18.50
A09-505	PIPE JACK FOR VX-39 CONNECTION	19.00
A09-506	PIPE JACK FOR HT-38 CONNECTION	19.50
A09-507	PIPE JACK FOR XTM-39 CONNECTION	20.00
A09-508	PIPE JACK FOR XT-43 CONNECTION	19.70
A09-509	PIPE JACK FOR 4 1/2" XH CONNECTION	20.30
SPECIAL SIZES AVAILABLE UPON REQUEST		

- 1) SIZE SPECIFICATION STAMP ON EACH PRODUCT
- 2) HEAVY DUTY HINGE DESIGN FOR STRONGER SUPPORT

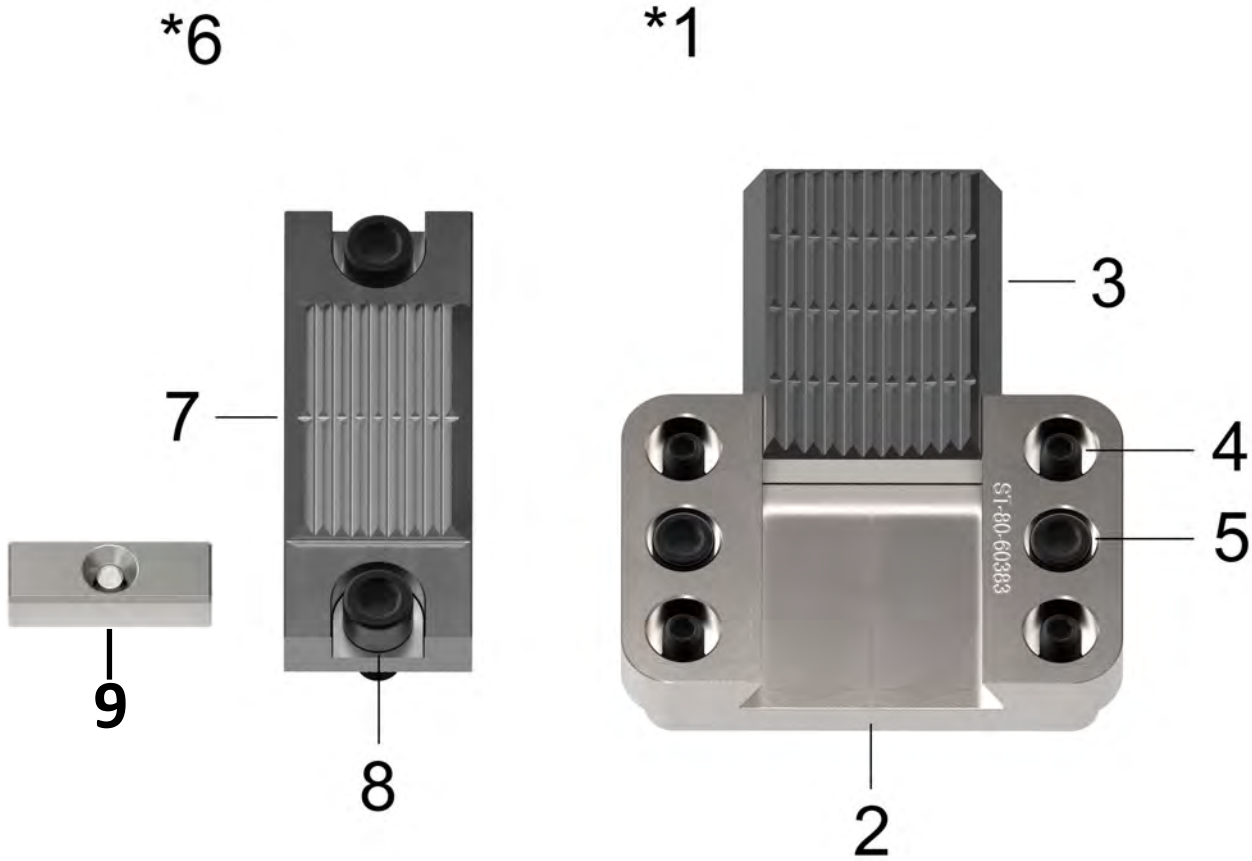
PIPE ROLLERS

PART NO.	DESCRIPTION	WT.
A26-950	KET PIPE ROLLER	6.50



PART NO.	ITEM	DESCRIPTION	#REQ	WT.
A26-950-1	1	RMET PIPE ROLLER CARRIAGE	1	4.2
A26-950-2	2	RMET PIPE ROLLER WHEEL	4	.23
A26-950-3	3	RMET PIPE ROLLER HAND GRIP	2	.11
A26-950-4	4	RMET PIPE ROLLER SPACER	2	.02
A26-950-5	5	RMET PIPE ROLLER WHEEL PIN	2	.31
A26-950-6	6	RMET PIPE ROLLER WHEEL PIN NUT	2	.04
A26-950-7	7	RMET PIPE ROLLER HANDLE	1	.52
A26-950-8	8	RMET PIPE ROLLER HANDLE NUT W/ LW	1	.08

KET ST-80 IRONROUGHNECK DIES & DIE HOLDER




PART NO.	ITEM	DESCRIPTION	REF#	WT.
AST-80-LD-ASSY	*1	ST-80 DIE HOLDER ASSEMBLY WITH BOLTS	30172029	7.16
AST-80-HOL	2	ST-80 LOWER DIE HOLDER ONLY	30160383	7.16
AST-80-LD SET	3	ST-80 LOWER DIE EACH (NOTE :IT TAKES 2 PER SET)	30160382	2.19
AST-80-LD CSH	4	ST-80 LOWER DIE HOLDER CORNER SOCKET HEAD SCREW	50708-12-OC	.055
AST-80-LD MSH	5	ST-80 LOWER DIE HOLDER MIDDLE SOCKET HEAD SCREW	50108-14-C	.120
AST-80-UD-SET	*6	ST-80 UPPER DIE KIT W/ 2 DIES, BOTLS & SOCKETS	3017422	6.02
AST-80-UD	7	ST-80 UPPER DIE EACH (NOTE : IT TAKES 2 PER SET)	30160380-500	2.96
AST-U-B	8	ST-80 UPPER DIE BOLT ONLY	55109-8-C	.87
AST-80-1	9	ST-80 UPPER DIE KEY	30160379	0.27
T81788		IRON ROUGHNECK DIE (NEW)		
T161100210		TM-80 / TM-120 FULL JAW DIE	N/A	1.61
AC01-01-03		MODEL 3080 IRON ROUGHNECK DIE		2.25

KET HEAVY DUTY STABBING GUIDES

Keystone Heavy-Duty Stabbing Guides help to reduce damages to connections while making up connections.

Features include

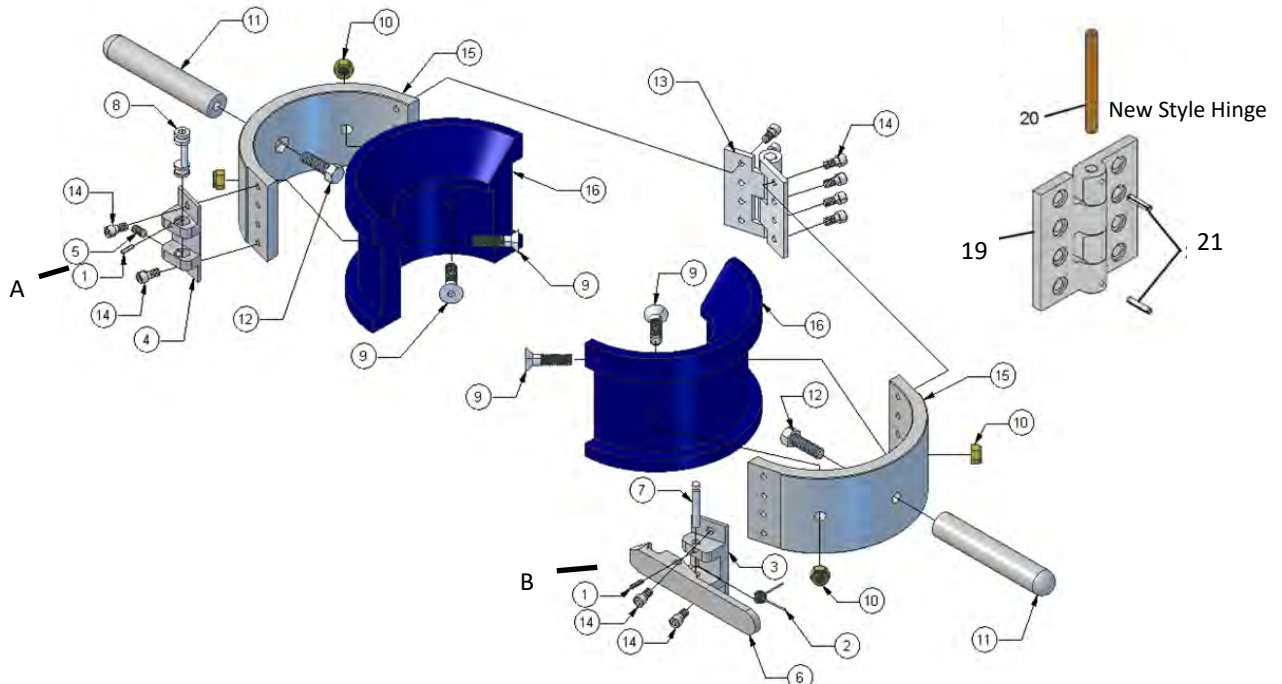
- ▶ Polyurethane Inserts
- ▶ Light weight Aluminum construction
- ▶ Corrosion Resistant Hardware
- ▶ Adjustable Latch Cam
- ▶ Range = 1" thru 8 1/2" Tool joint OD



STABBING GUIDES

PART NO.	INSERT ONLY/SET	DESCRIPTION	WEIGHT (LBS.) INSERT SET	WIEGHT(LBS) ASSEMBLY
A02-502	A02-521	1" CS	1.36	4.60
A02-503	A02-522	1-1/4" CS	1.22	4.45
A02-504	A02-523	1-1/2" CS	1.15	4.40
A02-505	A02-524	2-1/16" CS	.93	4.15
A02-506	A02-525	2 3/8" CS 4.70#	4.20	8.45
A02-507	A02-526	2 3/8" PH-6 5.95#	4.10	8.35
A02-508	A02-527	2 7/8" CS	3.75	7.95
A02-509	A02-528	2 7/8" PH-6 7.90#	3.60	7.80
A02-510	A02-529	2 7/8" PH-6 8.70#	3.55	7.80
A02-512	A02-531	2 7/8" 8RD 6.5#	3.45	7.70
A02-514	A02-533	3 1/2" CS 9.3# - 10.3#	3.06	7.30
A02-515	A02-534	3 1/2" PH-6 12.95#	2.70	6.95
A02-517	A02-536	3 1/2" IF F/ 4 3/4" TJ	2.18	6.45
A02-517-2	A02-536-2	3 1/2" IF f/ 4 7/8" TJ	2.06	6.30
A02-517-1	A02-536-1	4" Full Hole	1.60	5.85
A02-5306	A02-5356	XT-39 f/ 4 7/8" TJ	2.06	6.30
A02-5308	A02-5358	XT-39 f/ 4 15/16 TJ	2.03	6.25
A02-5309	A02-5359	XT-43 f/ 5 3/8" TJ	13.10	19.90
A02-519	A02-538	4 1/2" PH-6 15.50#	1.70	5.95
A02-517-4	A02-536-1	4-1/2" FH F/5-1/4" TJ	10.00	18.00
A02-543	A02-539	4 1/2" XH	11.45	18.25
A02-5310	A02-5360	DRILL PIPE f/ 6 1/2" TJ	10.70	17.50
A02-5311	A02-5361	DRILL PIPE f/ 7" TJ	9.30	16.10
A02-5312	A02-5362	DRILL PIPE f/ 7 1/4" TJ	8.80	15.60
A02-5313	A02-5363	DRILL PIPE f/ 8 1/4" TJ	5.95	12.75
A02-5314	A02-5364	DRILL PIPE f/ 8 1/2" TJ	5.45	12.25
A02-547	A02-540	4 1/2" IF 6 5/8" TJ	10.55	17.35
A02-545	A02-541	5" PH-6 20.3#	11.70	18.50
A02-546	A02-542	5 1/2" PH-6 23#	10.80	17.60

KET HEAVY DUTY STABBING GUIDES



REPLACEMENT PARTS FOR HEAVY DUTY STABBING GUIDES

PART NO.	ITEM #	DESCRIPTION	QTY	WIEGHT(LBS)
A02-550	1	RETAINER PIN	2	.01
A02-551	2	SPRING	1	.01
A02-552	3	HINGE BLOCK	1	.10
A02-552-1	A	HINGE BLOCK ASSEMBLY COMPLETE	1	.32
A02-553	4	CATCH BLOCK	1	.10
A02-553-1	B	CATCH BLOCK ASSEMBLY COMPLETE	1	.17
A02-553-S	5	SET SCREW	1	.01
A02-554	6	LATCH	1	.15
A02-555	7	LATCH PIN	1	.02
A02-556	8	LATCH CAM	1	.05
A02-557-10	9	1-1/4" SCREW	4	.04
A02-557-12	9	1-1/2" SCREW	4	.05
A02-557-14	9	1-3/4" SCREW	4	.05
A02-557-16	9	2" SCREW	4	.06
A02-557-18	9	2-1/4" SCREW	4	.06
A02-557-20	9	2-1/2" SCREW	4	.07
A02-557-22	9	2-3/4" SCREW	4	.07
A02-557-24	9	3" SCREW	4	.08
A02-557-N	10	NUT	4	.02
A02-558	11	HANDLE	2	.27
A02-558-S	12	HANDLE SCREW	2	.05
A02-559	13	HINGE	1	.40
A02-559-H	19	HINGE HALF	2	.11
A02-559-P	20	HINGE PIN	1	.04
A02-559-S	14	HARDWARE SCREW	12	.01
A02-550-1	21	HINGE PIN RETAINER	2	.01
A02-560	15	4" RING	2	.83
A02-561	15	6" RING	2	1.34
A02-562	15	9-1/2" RING	2	2.00

KET STANDARD RUBBER STABBING GUIDES

Keystone Standard Rubber Stabbing Guides help to reduce damages to connections while making up connections.

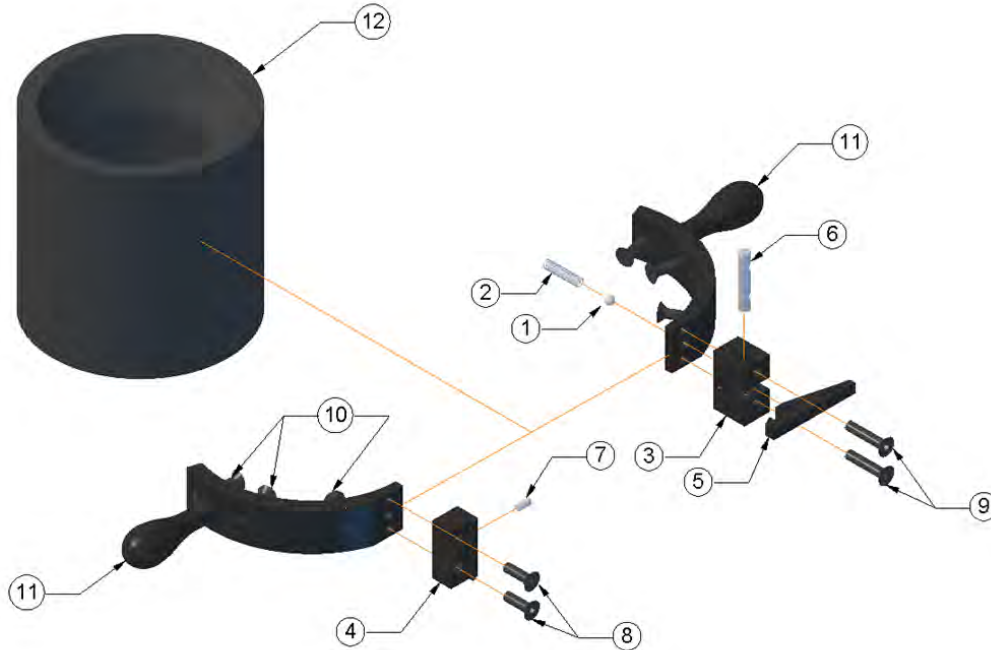
- ▶ Range = 3/4" thru 6-5/8" Tool joint OD



STABBING GUIDES

P/N COMPLETE	P/N RUBBER ONLY	DESCRIPTION	WT.
A02-101	A02-120	3/4" CS® STABBING GUIDE	5.00
A02-102	A02-121	1" CS® STABBING GUIDE	4.50
A02-103	A02-122	1 1/4" CS® STABBING GUIDE	5.50
A02-104	A02-123	1 1/2" CS® STABBING GUIDE	5.50
A02-105	A02-124	2 1/16" CS® STABBING GUIDE	6.50
A02-106	A02-125	2 3/8" CS® STABBING GUIDE	6.00
A02-107	A02-126	2 3/8" PH-6™ STABBING GUIDE	6.00
A02-108	A02-127	2 7/8" CS® STABBING GUIDE	7.00
A02-109	A02-128	2 7/8" PH-6™ 7.90# STABBING GUIDE	6.50
A02-110	A02-129	2 7/8" PH-6™ 8.70# STABBING GUIDE (SMALL BODY)	6.50
A02-111	A02-130	2 7/8" PH-6™ 8.70# STABBING GUIDE (LARGE BODY)	11.00
A02-112	A02-131	2 7/8" 8RD 6.50# STABBING GUIDE (SMALL BODY)	6.50
A02-113	A02-132	2 7/8" 8RD 6.50# STABBING GUIDE (LARGE BODY)	10.50
A02-114	A02-133	3 1/2" CS® 9.30# - 10.30# STABBING GUIDE	10.00
A02-115	A02-134	3 1/2" PH-6™ 12.95# STABBING GUIDE	9.50
A02-117	A02-136	3 1/2" IF STABBING GUIDE FOR 4 3/4" T.J.	12.00
A02-117-3	A02-357	3 1/2" IF STABBING GUIDE FOR 4 7/8" T.J.	12.00
A02-117-1	A02-136-1	4" F.H. STABBING GUIDE FOR 5 1/4" T.J.	12.00
A02-306	A02-356	XT-39 STABBING GUIDE FOR 4 7/8" T.J.	12.00
A02-308	A02-358	XT-39 STABBING GUIDE FOR 4 15/16" T.J.	12.00
A02-309	A02-359	XT-43 STABBING GUIDE FOR 5 3/8" T.J.	11.50
A02-119	A02-138	4 1/2" PH-6™ 15.50# STABBING GUIDE	11.50
A02-143	A02-139	4 1/2" XH STABBING GUIDE FOR 6 1/4" T.J.	14.50
A02-144	A02-148	4 1/2" IF STABBING GUIDE FOR 6 3/8" T.J.	14.25
A02-145	A02-141	5" PH-6™ 20.30# STABBING GUIDE	13.00
A02-146	A02-142	5 1/2" PH-6™ 23.00# STABBING GUIDE	13.00
A02-147	A02-140	4 1/2" IF STABBING GUIDE FOR 6 5/8" T.J.	14.00

KET STANDARD RUBBER STABBING GUIDES



REPLACEMENT PARTS FOR STANDARD RUBBER STABBING GUIDES

PART NO.	ITEM	DESCRIPTION	QTY	WT.
A02-150	1	BEARING	1	.05
A02-151	2	SPRING	1	.10
A02-152	3	HINGE	1	.5
A02-153	4	CATCH	1	.45
A02-154	5	LATCH	1	.12
A02-155	6	HINGE PIN	1	.13
A02-156	7	GUIDE PIN	1	.05
A02-157-9	8	CATCH SCREW	2	.09
A02-157-13	9	HINGE SCREW	2	.11
A02-157-10	10	1 1/4" CAP SCREW	4+	.13
A02-157-12	10	1 1/2" CAP SCREW	4+	.15
A02-157-14	10	1 3/4" CAP SCREW	4+	.55
A02-175	11	3" RING ONLY	2	.75
A02-176	11	3 3/4" RING ONLY	2	.85
A02-177	11	4 7/16" RING ONLY	2	.95
A02-178	11	5" RING ONLY	2	1.10
A02-179	11	6 1/8" RING ONLY	2	1.25
A02-181	11	7" RING ONLY	2	1.35
A02-182	11	8" RING ONLY	2	1.45
A02-183	11	9" RING ONLY	2	1.60
N/A	12	RUBBER ONLY (SEE TABLE, PAGE 5)	1	N/A


KET HEAVY DUTY CASING STABBING GUIDES

Keystone Heavy-Duty Stabbing Guides help to reduce damages to connections while making up connections.

Features include

- ▶ Polyurethane Inserts
- ▶ Light weight Aluminum construction
- ▶ Corrosion Resistant Hardware
- ▶ Zinc Plated Steel hardware
- ▶ SS Latch (400 & 500 frames only)

Multiple size polyurethane inserts to fit your application



100, 200, & 300 FRAME (SINGLE HINGE DESIGN)

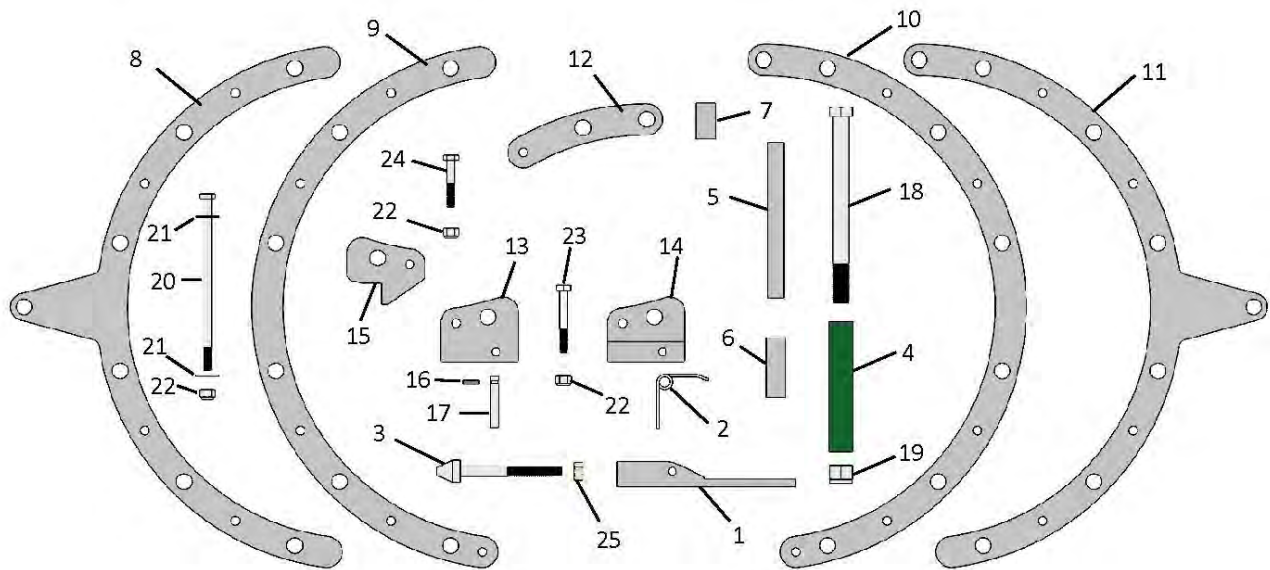


400 & 500 FRAME (DOUBLE HINGE DESIGN)

REPLACEMENT PARTS FOR CASING STABBING GUIDES

PART NO.	DESCRIPTION	MAX COUPLING OD	QTY
A02C-P100	FRAME ASSEMBLY F/ 9 7/8" CASING STABBING GUIDE	10 3/4"	1
A02C-P200	FRAME ASSEMBLY F/ 12 7/8" CASING STABBING GUIDE	13 3/4"	1
A02C-P300	FRAME ASSEMBLY F/ 16" CASING STABBING GUIDE	16 7/8"	1
A02C-P400	FRAME ASSEMBLY F/ 20" CASING STABBING GUIDE	21 3/8"	1
A02C-P500	FRAME ASSEMBLY F/ 24 1/2" CASING STABBING GUIDE	25 3/8"	1
A02C-XXXXXX-P	100 POLY INSERTS (PART NO VARIES DEPENDING ON SIZE OF CASING)		4
A02C-XXXXXX-P	200 POLY INSERTS (PART NO VARIES DEPENDING ON SIZE OF CASING)		4
A02C-XXXXXX-P	300 POLY INSERTS (PART NO VARIES DEPENDING ON SIZE OF CASING)		6
A02C-XXXXXX-P	400 POLY INSERTS (PART NO VARIES DEPENDING ON SIZE OF CASING)		8
A02C-XXXXXX-P	500 POLY INSERTS (PART NO VARIES DEPENDING ON SIZE OF CASING)		8

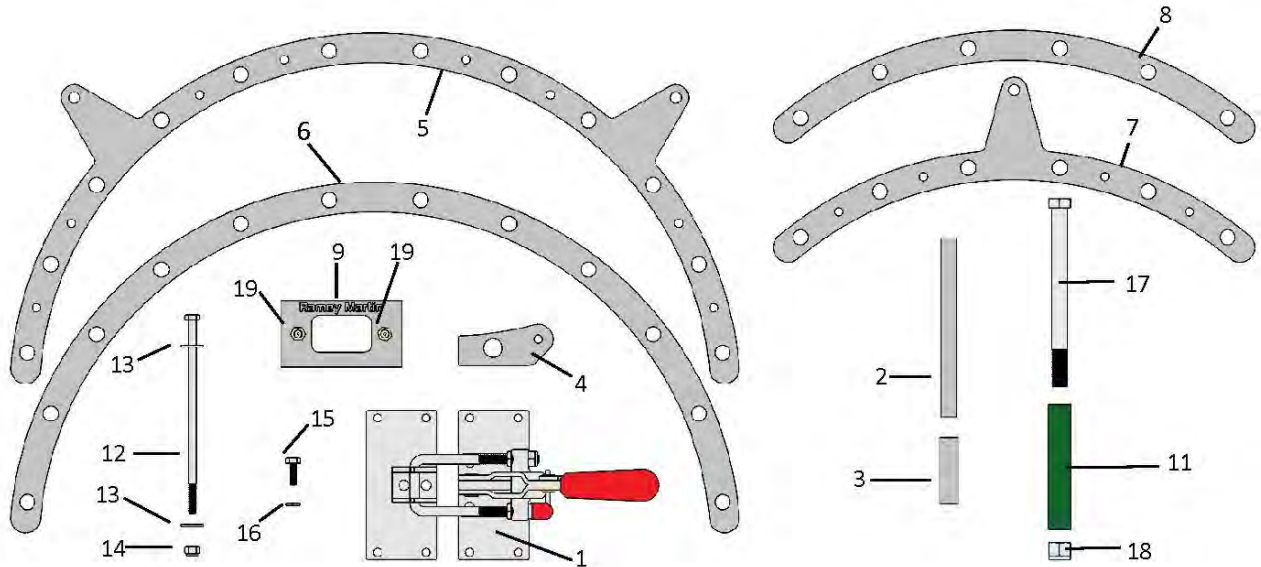
KET HEAVY DUTY CASING STABBING GUIDE PARTS



REPLACEMENT PARTS FOR 100-300 FRAMES

NO.	KET #	DESCRIPTION	QTY	WT.	NO.	KET#	DESCRIPTION	QTY	WT.
1	02C-P005	LATCH	1	.17	8	02C-P305	LEFT OUTER RING	2	1.08
2	02C-P006	LATCH SPRING	1	.01	9	02C-P310	LEFT INNER RING	1	.96
3	02C-P010	CATCH PIN	1	.12	10	02C-P315	RIGHT OUTER RING	2	1.12
4	02C-P017	HANDLE GRIP	2	.05	11	02C-P320	RIGHT INNER RING	1	.99
5	02C-P020	ALIGNMENT PIN	*	.07	12	02C-P325	HINGE	4	.13
6	02C-P025	INNER SPACER	*	.02	13	02C-P330	UPPER LATCH BLOCK	1	.21
7	02C-P030	HINGE SPACER	2	.01	14	02C-P331	LOWER LATCH BLOCK	1	.22
					15	02C-P335	CATCH	1	.12
8	02C-P105	LEFT OUTER RING	2	.78					
9	02C-P110	LEFT INNER RING	1	.64	16	02-550	RETAINER PIN	1	.00
10	02C-P115	RIGHT OUTER RING	2	.81	17	02-555	LATCH PIN	1	.02
11	02C-P120	RIGHT INNER RING	1	.67	18	50008-48-C5	HANDLE BOLT	2	.35
12	02C-P125	HINGE	4	.13	19	50208-C5	HANDLE NUT	2	.04
13	02C-P130	UPPER LATCH BLOCK	1	.22	20	50004-44-C5	ALIGNMENT BOLT	*	.08
14	02C-P131	LOWER LATCH BLOCK	1	.23	21	50804-R-C-5	FLAT WASHER	*	.01
15	02C-P135	CATCH	1	.08	22	50204-C5	NYLON LOCK NUT	*	.01
					23	50004-16-C5	LATCH BLOCK BOLT	1	.03
8	02C-P205	LEFT OUTER RING	2	.94	24	50004-12-C5	HINGE BOLT	1	.02
9	02C-P210	LEFT INNER RING	1	.81	25	N/A	5/16 HEX NUT	1	.01
10	02C-P215	RIGHT OUTER RING	2	.98					
11	02C-P220	RIGHT INNER RING	1	.84					
12	02C-P225	HINGE	4	.16					
13	02C-P230	UPPER LATCH BLOCK	1	.21					
14	02C-P231	LOWER LATCH BLOCK	1	.23					
15	02C-P235	CATCH	1	.12					


KET HEAVY DUTY CASING STABBING GUIDE PARTS



REPLACEMENT PARTS FOR 400-500 FRAMES

NO.	KET #	DESCRIPTION	QTY	WEIGHT
1	02C-P013	LATCH ASSEMBLY	1	2.41
2	02C-P021	ALIGNMENT PIN	24	.08.
3	02C-P026	RING SPACER	40	.02
4	02C-P401	LATCH MOUNTING TAB (400 FRAME)	4	.14
5	02C-P405	REAR OUTER RING (400 FRAME)	2	1.90
6	02C-P410	REAR INNER RING (400 FRAME)	1	1.62
7	02C-P415	FRONT OUTER RING (400 FRAME)	4	.92
8	02C-P420	FRONT INNER RING (400 FRAME)	2	.78
9	02C-P425	HINGE (400 FRAME)	4	.42
4	02C-P501	LATCH MOUNTING TAB (500 FRAME)	4	.17
5	02C-P505	REAR OUTER RING (500 FRAME)	2	2.21
6	02C-P510	REAR INNER RING (500 FRAME)	1	1.93
7	02C-P515	FRONT OUTER RING (500 FRAME)	4	1.07
8	02C-P520	FRONT INNER RING (500 FRAME)	2	.93
9	02C-P525	HINGE (500 FRAME)	4	.50
11	02C-P017	HANDLE GRIP	2	.05
12	50004-52-C5	ALIGNMENT BOLT	24	.09
13	50804-R-C-5	FLAT WASHER	48	.01
14	50204-C5	NYLON LOCK NUT	24	.01
15	50004-08-C5	LATCH PLATE BOLT	8	.01
16	50904-C5	LOCK WASHER	8	.00
17	50008-56-C5	HANDLE BOLT	2	.40
18	50208-C5	HANDLE NUT	2	.04
19	ZF-GZN-02-3	GREASE FITTING	2	.01

KET INSERT BOWLS AND ACCESSORIES

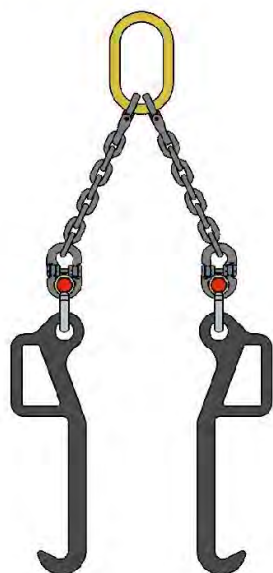


PART NO.	DESCRIPTION	REF.#	WT.
A34-101	INSERT BOWL NO. 1 FOR 13 3/8" - 11 3/4" CASING (23" - 27 1/2" Master Bushings)	1903	315
A34-301	INSERT BOWL NO. 1 FOR 13 3/8" - 11 3/4" CASING (37 1/2" - 49 1/2" Master Bushings)	6610	325
A34-302 *	INSERT BOWL NO. 2 FOR 10 3/4" - 9 5/8" CASING (23" - 49 1/2" Master Bushings)	6609	705
A34-303 *	INSERT BOWL NO. 3 FOR 8 5/8" & SMALLER CASING (23" - 49 1/2" Master Bushings)	6608	875
A34-303-01	UMBILICAL BOAL		

* INCLUDES INSERTS 34-305-1 (23" - 27" MB) AND 34-305-3 (37 1/2" - 49 1/2" MB) WITH LOCKING TABS (34-305-4) AND BOLTS

ACCESSORIES

PART NO.	ITEM#	DESCRIPTION	REF.#	WT.
A34-315	A	2 HOOK CHAIN LIFTING SLING (4,000 LBS CAPACITY)	1021	40
A34-315-CAB	A	2 HOOK CABLE LIFTING SLING (4,000 LBS CAPACITY) - NOT PICTURED	1021-CAB	35
A34-316	B	4 HOOK CHAIN LIFTING SLING (12,000 LBS CAPACITY)	6699	150
A34-316-CAB	B	4 HOOK CABLE LIFTING SLING (12,000 LBS CAPACITY) - NOT PICTURED	6699-CAB	140



(Actual length of chain longer than shown)

A




(Actual length of chain longer than shown)

B

ELEVATOR Y SERIES TYPE INSERTS



STYLE **NON-DIRECTIONAL**




STYLE **KEY-GRIT (CRA)**

INSERTS FOR —SERIES “LYT” (2-1/16” BODY)

Tool Size	Pipe Size	Standard	KEY-GRIT	Wt.	Ref.#
2-1/16"	2-1/16" & 2"	E28772	E28772-G1	0.45	28772
2-1/16"	1-1/2" (1.900)	E28775	E28775-G1	0.50	28775
2-1/16"	1-1/4" (1.660)	E28778	E28778-G1	0.63	28778
2-1/16"	1" (1.315)	E28749	E28749-G1	0.75	28749
2-1/16"	3/4" (1.050)	E29370	E29370-G1	0.75	29370



STYLE **NON-DIRECTIONAL**




STYLE **KEY-GRIT (CRA)**


INSERTS FOR —SERIES “MYT, YT, & HYT” (2-7/8” BODY)

Tool Size	Pipe Size	Standard	KEY-GRIT	Wt.	Ref.#
2-7/8"	2-7/8"	E24773	E24773-G1	0.75	24773
2-7/8"	2-3/8"	E29255	E29255-G1	1	29255
2-7/8"	2-1/16" & 2"	E29256	E29256-G1	1.13	29256
2-7/8"	1-1/2" (1.900)	E29257	E29257-G1	1.25	29257
2-7/8"	1-1/4" (1.660)	E29258	E29258-G1	1.38	29258
2-7/8"	1" (1.315)	E29259	E29259-G1	1.44	29259
2-7/8"	3/4" (1.050)	E29259-1	E29259-1-G1	1.5	29259-1

ELEVATOR Y SERIES TYPE INSERTS



STYLE **NON-DIRECTIONAL**




STYLE **KEY-GRIT (CRA)**

INSERTS FOR —SERIES “YT & HYT” (3-1/2” BODY)

Tool Size	Pipe Size	Standard	KEY-GRIT	Wt.	Ref.#
3-1/2"	3-1/2"	E24774-ND	E24774-G1	0.5	24774
3-1/2"	2-7/8"	E30358-ND	E30358-G1	0.75	30358
3-1/2"	2-3/8"	E30358-23-ND	E30358-23-G1	0.85	30358-23

* Available in Directional Tooth Pattern. When ordering, leave off the suffix of “ND”.



STYLE **DIRECTIONAL**





STYLE **KEY-GRIT (CRA)**

INSERTS FOR —SERIES “HYC-XR” (9-5/8” BODY)

Tool Size	Pipe Size	Standard	KEY-GRIT	Wt.	Ref.#
9-5/8"	7-5/8"	E20-103-76	E20-103-76-G1	0.52	E20-103-76
9-5/8"	8-5/8"	E20-103-86	E20-103-86-G1	0.49	E20-103-86
9-5/8"	8-3/4"	E20-103-875	E20-103-875-G1	0.48	E20-103-875
9-5/8"	9-3/8"	E20-103-937	E20-103-937-G1	0.29	E20-103-937
9-5/8"	9-5/8"	E20-103-96	E20-103-96-G1	0.22	E20-103-96

INSERTS FOR BJ YC THRU 1000 TON


STYLE **DIRECTIONAL**STYLE **KEY-GRIT (CRA)**STYLE **NON-DIRECTIONAL**

Tool Size	Pipe Size	Standard	KEY-GRIT	ND	Wt.	Ref.#
3-1/2"	2-3/8"	E24777	E24774-G1	E24774-ND	1.00	24777
3-1/2"	2-7/8"	E25780	E25784-G1	E25784-ND	0.87	25780
3-1/2"	3-1/2"	E16441	E16441-G1	E16441-ND	0.50	16441
4"	4"	E16442	E16442-G1	E16442-ND	0.50	16442
4-1/2"	3-1/2"	E24779	E24774-G1	E24774-ND	1.06	24779
4-1/2"	4"	E24781	E24784-G1	E24784-ND	0.81	24781
4-1/2"	4-1/2"	E16408	E16408-G1	E16408-ND	0.50	16408
5-1/2"	4-1/2"	E24785	E24784-G1	E24784-ND	1.06	24785
5-1/2"	5"	E24783	E24784-G1	E24784-ND	0.81	24783
5-1/2"	5-1/2"	E16407	E16407-G1	E16407-ND	0.50	16407
7"	7"	E16407	E16407-G1	E16407-ND	0.50	16407
7-5/8"	7"	E16407	E16407-G1	E16407-ND	0.50	26750
7-5/8"	7-5/8"	E16407-HYC	E16407-HYC-G1	E16407-HYC-ND	0.50	16407
7-5/8"	7-3/4"	E350011	E35004-G1	E35004-ND		350011
8-5/8"	7-5/8"	E25474	E25474-G1	E25474-ND	1.06	25474
8-5/8"	8-5/8"	E15660	E15660-G1	E15660-ND	0.50	15660
9-5/8"	8-5/8"	E25474	E25474-G1	E25474-ND	1.06	25474
9-5/8"	9-5/8"	E15660	E15660-G1	E15660-ND	0.50	15660
10-3/4"	9-5/8"	E33249	E33249-G1	E33249-ND	1.13	33249
11-3/4"	10-3/4"	E25474	E25474-G1	E25474-ND	1.06	25474
12-1/2"	11-3/4"	E39289	E39289-G1	E39289-ND	0.94	39289
13-3/8"	13-3/8"	E15660	E15660-G1	E15660-ND	0.50	15660
14"	14"	E15660	E15660-G1	E15660-ND	0.50	15660
16"	16"	E15660	E15660-G1	E15660-ND	0.50	15660
20"	18-5/8"	E32561	E32561-G1	E32561-ND	1.50	32561
20"	20"	E15660	E15660-G1	E15660-ND	0.50	15660


* Available with **Beveled Bottom Ends**. When ordering use the suffix **(-B)** for that style tooth pattern.

* Available with **Beveled Top Ends**. When ordering use the suffix **(-BT)** for that style tooth pattern.

VARCO® TYPE INSERTS



STYLE **NON-DIRECTIONAL**




STYLE **KEY-GRIT (CRA)**




STYLE **BEVELED**

Tool Size	Pipe Size	Standard	KEY-GRIT	Beveled#	Wt.	Ref.#
3-1/2"	2-3/8"	A23-157	A23-157-G1	A23-157-B	0.87	2160
3-1/2"	2-7/8"	A23-156	A23-156-G1	A23-156-B	0.64	2161
3-1/2"	3-1/2"	A23-155	A23-155-G1	A23-155-B	0.42	2162
4-1/2"	3-1/2"	A23-160	A23-160-G1	A23-160-B	0.81	2163
4-1/2"	4"	A23-159	A23-159-G1	A23-159-B	0.61	2164
4-1/2"	4-1/2"	A23-158	A23-158-G1	A23-158-B	0.42	2165
5"	4"	A23-163	A23-163-G1	A23-163-B	0.81	2168
5"	4-1/2"	A23-162	A23-162-G1	A23-162-B	0.63	2166
5"	5"	A23-161	A23-161-G1	A23-161-B	0.42	2167
5-1/2"	4-1/2"	A23-163	A23-163-G1	A23-163-B	0.81	2168
5-1/2"	5"	A23-165	A23-165-G1	A23-165-B	0.61	2169
5-1/2"	5-1/2"	A23-164	A23-164-G1	A23-164-B	0.42	2170
7"	6"	A23-210	A23-210-G1	A23-210-B	0.82	2168
7"	6-5/8"	A23-167	A23-167-G1	A23-167-B	0.61	2172
7"	7"	A23-166	A23-166-G1	A23-166-B	0.42	2173
7-5/8"	6-5/8"	A23-168	A23-168-G1	A23-168-B	0.81	2632
7-5/8"	7"	A23-169	A23-169-G1	A23-169-B	0.64	2623
7-5/8"	7-1/8"	A23-212	A23-212-G1	A23-212-B	0.82	2652
7-5/8"	7-5/8"	A23-170	A23-170-G1	A23-170-B	0.61	2633


VARCO® BUTTON TYPE INSERTS



STYLE **BASIC**



STYLE **MEDIUM**



STYLE **LARGE**

BUTTON INSERTS FOR—"DCS" DRILL COLLAR SLIPS

Size	Slip Type	Standard	KEY-GRIT	Qty	Wt.	Ref#
3" - 4"	DCS-S	A14-628	A14-628-G1	49	13.00	2632
4" - 4-7/8"	DCS-S	A14-620	A14-620-G1	49	8.00	2634
4-1/2" - 6"	DCS-R	A14-628	A14-628-G1	63	16.00	2632
5-1/2" - 7"	DCS-R	A14-620	A14-620-G1	63	11.00	2634
5-1/2" - 7"	DCS-L	A14-513	A14-513-G1	88	19.00	2521
6-3/4" - 8-1/4"	DCS-L	A14-630	A14-630-G1	88	15.00	2633
8" - 9-1/2"	DCS-L	A14-627	A14-627-G1	96	16.00	2633
8-1/2" - 1"	DCS-L	A14-630	A14-630-G1	104	26.00	2637
9-1/4" - 11-1/4"	DCS-L	A14-630	A14-630-G1	112	19.00	2633
11" - 12-3/4"	DCS-L	A14-625	A14-625-G1	136	20.00	2639
12" - 14"	DCS-L	A14-630	A14-630-G1	136	22.00	2633



STYLE **KEY-GRIT (CRA)**


* When using **KEY-GRIT Button Inserts**, the quantity of buttons required for each segment/slip is reduced by 50%.

VARCO® BUTTON TYPE INSERTS


BUTTON INSERTS FOR —"CMSXL" CASING SLIP

Size	Standard	KEY-GRIT	Qty	Wt.	Ref#
6-5/8"	A14-628	A14-628-G1	144	0.28	2628
7"	A14-619	A14-619-G1	144	0.18	2619
7-5/8"	A14-630	A14-630-G1	144	0.14	2630
8-5/8"	A14-630	A14-630-G1	156	0.14	2630
9-5/8"	A14-630	A14-630-G1	168	0.14	2630
10-3/4"	A14-630	A14-630-G1	180	0.14	2630
11-3/4"	A14-627	A14-627-G1	204	0.30	2627
13-3/8"	A14-630	A14-630-G1	216	0.14	2630
16"	A14-631	A14-631-G1	252	0.14	2631
18"	A14-625	A14-625-G1	288	0.28	2625
18-5/8"	A14-626	A14-626-G1	300	0.30	2626
20"	A14-631	A14-631-G1	312	0.14	2631
22"	A14-631	A14-631-G1	336	0.14	2631
24"	A14-631	A14-631-G1	360	0.14	2631
26"	A14-631	A14-631-G1	396	0.14	2631
30"	A14-631	A14-631-G1	444	0.14	2631


BAASH-ROSS® DU & SLIP TYPE INSERTS



STYLE **STRANDARD**



STYLE **KEY-GRIT (CRA)**




STYLE **FULL FACE**

Tool Size	Pipe Size	Standard	KEY-GRIT	Full Face	Wt.	Ref.#
4-1/2"	2-1/16"	-	A03-237-G1	A03-237	2.50	7613-M-82
4-1/2"	2-3/8"	A03-124	A03-236-G1	A03-236	2.25	7613-A-82
4-1/2"	2-7/8"	A03-123	A03-223-G1	A03-223	2.00	7613-B-82
4-1/2"	3	-	A03-231-G1	A03-231	1.79	-
4-1/2"	3-1/8"	-	A03-230-G1	A03-230	1.69	-
4-1/2"	3-1/4"	-	A03-228-G1	A03-228	1.60	-
4-1/2"	3-1/2"	A03-122	A03-227-G1	A03-227	1.50	7613-C-82
4-1/2"	3-3/4"	-	A03-224-G1	A03-224	1.20	-
4-1/2"	4"	A03-121	A03-221-G1	A03-221	1.00	7613-FF-81
4-1/2"	4-1/8"	-	A03-219-G1	A03-219	0.98	-
4-1/2"	4-1/4"	A03-121-1	A03-216-G1	A03-216	0.95	-
4-1/2"	4-3/8"	-	A03-213-G1	A03-213	0.89	-
4-1/2"	4-1/2"	A03-120	A03-210-G1	A03-210	0.75	7613-A-81
5-1/2"	3-1/2"	A03-134	A03-264-G1	A03-264	3.09	7613-E-82
5-1/2"	3-3/4"	-	A03-261-G1	A03-261	2.38	-
5-1/2"	4"	A03-130	A03-240-G1	A03-240	2.50	7613-D-81
5-1/2"	4-1/8"	-	A03-255-G1	A03-255	2.29	-
5-1/2"	4-1/4"	-	A03-252-G1	A03-252	2.23	-
5-1/2"	4-3/8"	-	A03-247-G1	A03-247	2.15	-
5-1/2"	4-1/2"	A03-132	A03-249-G1	A03-249	2.00	7613-E-81
5-1/2"	4-3/4"	-	A03-246-G1	A03-246	2.00	7613-F-81
5-1/2"	5"	A03-131	A03-243-G1	A03-243	1.50	7613-G-81
5-1/2"	5-1/2"	A03-130	A03-240-G1	A03-240	1.00	7613-H-81
5-1/2"	5-3/4"	-	A03-241-G1	A03-241	0.95	-

BAASH-ROSS® DU & SLIP TYPE INSERTS

Tool Size	Pipe Size	Standard	KEY-GRIT	Full Face	Wt.	Ref.#
7"	5-1/2"	A03-142	A03-287-G1	A03-287	3.12	7613-Z-81
7"	5-3/4"	A03-145	A03-286-G1	A03-286	3.58	7613-BB-81
7"	5-7/8"	A03-146	A03-285-G1	A03-285	3.58	-
7"	6"	A03-147	A03-283-G1	A03-283	1.25	7613-CC-81
7"	6-5/8"	A03-141	A03-281-G1	A03-281	1.75	7613-DD-81
7"	7"	A03-140	A03-280-G1	A03-280	1.25	7613-EE-81

* Available with Fine Tooth Pattern When ordering use the suffix **(-FT)** for that style tooth pattern.



STYLE **STRANDARD**



STYLE **KEY-GRIT (CRA)**

SLIP C-1 LINER

Description	Standard	KRY-GRIT	FTP	Wt.	Ref#
C-1 LINER	A08-105	A08-105-G1	A08-105-FTP	0.93	7638-A-116



STYLE **STRANDARD**



STYLE **KEY-GRIT (CRA)**


SLIP UCS LINER

Description	Standard	KRY-GRIT	FTP	Wt.	Ref#
UCS LINER (8-5/8"-26")	A7704-4-***	A7704-A-***-G1	A7704-A-***-FTP	-	7704-A-**

3-1/2" TS-100 TYPE INSERTS



STYLE **NON-DIRECTIONAL**





STYLE **KEY-GRIT (CRA)**

Tool Size	Pipe Size	Standard	KEY-GRIT	Wt.	Ref.#
3-1/2"	3/4"	A21-109	A21-109-G1	3	7502-A-5077
3-1/2"	1" (1.315")	A21-108	A21-108-G1	2.75	7502-A-5076
3-1/2"	1-1/4" (1.660")	A21-107	A21-107-G1	2.50	7502-A-5075
3-1/2"	1-1/2" (1.900")	A21-106	A21-106-G1	2.25	7502-A-5074
3-1/2"	2"	A21-111	A21-111-G1	2.10	7502-A-5073
3-1/2"	2-1/16"	A21-105	A21-105-G1	2.00	7502-A-5072
3-1/2"	2-3/8"	A21-104	A21-104-G1	1.40	7502-A-5071
3-1/2"	2-7/8"	A21-103	A21-103-G1	1.50	7502-A-5070
3-1/2"	3"	A21-116	A21-116-G1	1.4	-
3-1/2"	3-1/8"	A21-102	A21-102-G1	1.37	7502-A-318
3-1/2"	3-1/4"	A21-114	A21-114-G1	1.33	7502-A-314
3-1/2"	3-3/8"	A21-115	A21-115-G1	1.29	7502-A-338
3-1/2"	3-1/2"	A21-101	A21-101-G1	1.25	7502-A-5069

* Available with **Fine Tooth Pattern** When ordering use the suffix **(-FT)** for that style tooth pattern.

XP & LD INSERTS





“XP” INSERTS

STYLE **DIRECTIONAL**

STYLE **KEY-GRIT (CRA)**

Tool Size	Pipe Size	Standard	KEY-GRIT	Wt.	Ref.#
7"	3-1/2"	A03-1000-502	A03-1000-502-G1	6.16	03-1000-502
7"	4"	A03-1000-503	A03-1000-503-G1	5.82	03-1000-503
7"	4-1/2"	A03-1000-504	A03-1000-504-G1	5.33	03-1000-504
7"	5"	A03-1000-505	A03-1000-505-G1	4.77	03-1000-505
7"	5-1/2"	A03-1000-510	A03-1000-510-G1	4.13	03-1000-510
7"	5-7/8"	A03-1000-515	A03-1000-515-G1	3.60	03-1000-515
7"	6-5/8"	A03-1000-520	A03-1000-520-G1	2.40	03-1000-520
7"	6.906"	A03-1000-523	A03-1000-523-G1	1.97	03-1000-523




“LD” INSERTS

STYLE **DIRECTIONAL**

STYLE **KEY-GRIT (CRA)**

Tool Size	Pipe Size	Standard	KEY-GRIT	Wt.	Ref.#
7"	3-1/2"	A03-502	A03-502-G1	5.90	03-502
7"	4"	A03-503	A03-503-G1	4.75	03-503
7"	4-1/2"	A03-504	A03-504-G1	4.35	03-504
7"	5"	A03-505	A03-505-G1	3.88	03-505
7"	5-1/2"	A03-510	A03-510-G1	3.35	03-510
7"	5-7/8"	A03-515	A03-515-G1	2.92	03-515
7"	6-5/8"	A03-520	A03-520-G1	2.34	03-520
7"	6.906"	A03-523	A03-523-G1	1.60	03-523
7"	7"	A03-525	A03-525-G1	1.48	03-525

RMET XD-750 SLIP INSERTS



Tool Size	Pipe Size	Standard	KEY-GRIT	Qty	Wt.	Ref.#
7-5/8"	5"	A03-750-5000	A03-750-5000-G1	18	7.10	03-750-5000
7-5/8"	5-1/2"	A03-750-5500	A03-750-5500-G1	18	6.34	03-750-5500
7-5/8"	5-7/8"	A03-750-5785	A03-750-5785-G1	18	5.71	03-750-5785
7-5/8"	6-5/8"	A03-750-6625	A03-750-6625-G1	18	4.32	03-750-6625
7-5/8"	6.906"	A03-750-6906	A03-750-6906-G1	18	3.75	03-750-6906
7-5/8"	7"	A03-750-7000	A03-750-7000-G1	18	3.60	03-750-7000
7-5/8"	7-5/8"	A03-750-7625	A03-750-7625-G1	18	2.25	03-750-7625

CAVINS™ FULL CIRCLE SLIP INSERTS



STYLE **DIRECTIONAL**



STYLE **KEY-GRIT (CRA)**



STYLE **NON-DIRECTIONAL**

INSERTS FOR CAVINS—TYPE “B” (2-7/8” BODY)

Tool Size	Pipe Size	Standard	KEY-GRIT	ND	Wt.	Ref.#
2-7/8"	2-3/8"	A34-207	A34-207-G1	A34-207-ND	12.00	TC-651-3-1/2 X 2-3/8
2-7/8"	2-7/8"	A34-206	A34-206-G1	A34-206-ND	7.80	TC-651-3-1/2 X 2-7/8

INSERTS FOR CAVINS—TYPE “C” (3-1/2” BODY)

Tool Size	Pipe Size	Standard	KEY-GRIT	ND	Wt.	Ref.#
3-1/2"	1.900"	A34-229	A34-229-G1	A34-229-ND	20.28	TC-651-1.990"
3-1/2"	2-1/16"	A34-228	A34-228-G21	A34-228-ND	19.51	TC-650-2-1/16"
3-1/2"	2-3/8"	A34-207	A34-207-G1	A34-207-ND	18.00	TC-651-3-1/2 X 2-3/8
3-1/2"	2-7/8"	A34-206	A34-206-G1	A34-206-ND	14.40	TC-651-3-1/2 X 2-7/8
3-1/2"	3-1/2"	A34-205	A34-205-G1	A34-205-ND	9.20	TC-650-3-1/2

INSERTS FOR CAVINS—TYPE “C” (4-1/2” BODY)

Tool Size	Pipe Size	Standard	KEY-GRIT	ND	Wt.	Ref.#
4-1/2"	3-1/2"	A34-211	A34-211-G1	A34-211-ND	21.50	TC-651-4-1/2 X 3-1/2
4-1/2"	4"	A34-210	A34-210-G1	A34-210-ND	17.00	TC-651-4-1/2 X 4
4-1/2"	4-1/2"	A34-209	A24-209-G1	A34-209-ND	12.00	TC-651-4-1/2

* Available with ***Fine Tooth Pyramid Pattern***. When ordering use the suffix ***(-FTP)*** for that style tooth pattern.

OIL COUNTRY™ TYPE E SLIP INSERTS



STYLE **NON-DIRECTIONAL**



STYLE **KEY-GRIT (CRA)**

INSERTS FOR OIL COUNTRY—TYPE “E” (3-1/2” BODY)

Tool Size	Pipe Size	Standard	KEY-GRIT	Wt.	Ref.#
3-1/2"	2-3/8"	A34-164	A34-164-G1	20.57	66651-1ST
3-1/2"	2-7/8"	A34-165	A34-165-G1	16.46	66651-2ST
3-1/2"	3-1/2"	A34-166	A34-166-G1	10.50	66651-3ST


INSERTS FOR OIL COUNTRY—TYPE “E” (5-1/2” BODY)

Tool Size	Pipe Size	Standard	KEY-GRIT	Wt.	Ref.#
5-1/2"	4"	A34-182	A34-182-G1	54.21	66653-1
5-1/2"	4-1/2"	A34-183	A34-183-G1	43.37	66653-2
5-1/2"	5"	A34-184	A34-184-G1	32.53	66653-3
5-1/2"	5-1/2"	A34-185	A34-185-G1	21.69	66653-4


INSERTS FOR OIL COUNTRY—TYPE “E” (7” BODY)

Tool Size	Pipe Size	Standard	KEY-GRIT	Wt.	Ref.#
7"	5-1/2"	A34-192	A34-192-G1	52.41	-
7"	6-5/8"	A34-191	A34-191-G1	28.85	66654-2ST
7"	7"	A34-190	A34-190-G1	20.96	66654-3ST

KET DUAL TOOL INSERTS



STYLE **NON-DIRECTIONAL**



STYLE **KEY-GRIT (CRA)**

Tool Size	Pipe Size	Standard	KEY-GRIT	Qty	Ref.#
3-1/2"	1-1/4" (1.660)	DT-6605	DT-6605-G1	9	-
3-1/2"	1-1/2" (1.900)	DT-6604	DT-6604-G1	9	-
3-1/2"	2-1/16"	DT-6606	DT-6606-G1	9	-
3-1/2"	2-3/8"	DT-6603	DT-6603-G1	9	-
3-1/2"	2-7/8"	DT-6602	DT-6602-G1	9	-
3-1/2"	3-1/2"	DT-6607	DT-6607-G1	9	-
4-1/2"	4"	DT-6610	DT-6610-G1	9	-
4-1/2"	4-1/2"	DT-6608	DT-6608-G1	9	-


WOOLLEY® A & B INSERTS




STYLE **STANDARD "A"**



STYLE **KEY-GRIT (CRA)**



STYLE **STANDARD "B"**




STYLE **KEY-GRIT (CRA)**

Tool Size	Pipe Size	Style	Standard	KEY-GRIT	Qty	Wt.	Ref.#
5-1/2"	4"	WOOLLEY A	A20-103	A20-103	-	0.25	797-000-0000
4-1/2"	2-1/16"	WOOLLEY B	A19-255	A19-255-G1	18/24	2.50	-
4-1/2"	2-3/8"	WOOLLEY B	A19-254	A19-254-G1	18/24	2.25	757-044-0123
4-1/2"	2-7/8"	WOOLLEY B	A19-253	A19-253-G1	18/24	2.00	757-044-0127
4-1/2"	3-1/2"	WOOLLEY B	A19-252	A19-252-G1	18/24	1.50	757-044-0134
4-1/2"	4"	WOOLLEY B	A19-251	A19-251-G1	18/24	1.00	757-044-0140
4-1/2"	4-1/2"	WOOLLEY B	A19-250	A19-250-G1	18/24	0.75	757-044-0144
5-1/2"	5"	WOOLLEY B	A19-5012	A19-5012-G1	24	2.00	757-054-0450
5-1/2"	5-1/2"	WOOLLEY B	A19-5010	A19-5010-G1	24	1.30	757-054-0154

HYDRA-RIG™ INSERTS




STYLE **STANDARD**




STYLE **KEY-GRIT (CRA)**

HYDRA RIG "150"

Tool Size	Pipe Size	Standard	KEY-GRIT	Qty	Wt.	Ref.#
2-7/8"	1" (1.315)	A6006	A6006-G1	8	2.90	6006
2-7/8"	1-1/4" (1.660)	A6005	A6005-G1	8	2.75	6005
2-7/8"	1-1/2" (1.900)	A6004	A6004-G1	8	2.60	6004
2-7/8"	2"	A6010	A6010-G1	8	2.45	6010
2-7/8"	2-1/16"	A6003	A6003-G1	8	2.45	6003
2-7/8"	2-3/8"	A6002	A6002-G1	8	2.30	6002
2-7/8"	2-7/8"	A6001	A6001-G1	8	1.90	6001
2-7/8"	3-1/8"	A6012	A6012-G1	8	1.68	6012
2-7/8"	3-1/2"	A6009	A6009-G1	8	1.38	6009



STYLE **STANDARD**




STYLE **KEY-GRIT (CRA)**

HYDRA RIG "225"

Tool Size	Pipe Size	Standard	KEY-GRIT	Qty	Wt.	Ref.#
5-1/2"	2-3/8"	A65-2354	A65-2354-G1	12	6.00	6157
5-1/2"	2-7/8"	A6156	A6156-G1	12	5.75	6156
5-1/2"	3-1/8"	A6158	A6158-G1	12	5.63	6158
5-1/2"	3-1/2"	A65-3454	A65-3454-G1	12	5.50	6155
5-1/2"	4"	A6154	A6154-G1	12	5.25	6154
5-1/2"	4-1/2"	A65-4454	A65-4454-G1	12	5.00	6153
5-1/2"	4-3/4"	A65-4654	A65-4654-G1	12	4.92	4654
5-1/2"	5"	A6152	A6152-G1	12	4.80	6152
5-1/2"	5-1/2"	A5151	A6151-G1	12	4.75	6151

HYDRA-RIG™ INSERTS



STYLE **STANDARD**




STYLE **KEY-GRIT (CRA)**

HYDRA RIG "300"

Tool Size	Pipe Size	Standard	KEY-GRIT	Qty	Wt.	Ref.#
7-5/8"	2-7/8"	A6181	A6181-G1	4	40	6181
7-5/8"	3-1/2"	A6182	A6182-G1	4	37	6182
7-5/8"	4"	A6179	A6179-G1	4	34	6179
7-5/8"	4-1/2"	A6178	A6178-G1	4	33	6178
7-5/8"	5"	A6180	A6180-G1	4	30	6180
7-5/8"	5-1/2"	A6176	A6176-G1	4	27	6176
7-5/8"	5-3/4"	A6177	A6177-G1	4	30	6177
7-5/8"	6"	A6175	A6175-G1	4	24	6175
7-5/8"	6-1/2"	A6169	A6169-G1	4	20	6169
7-5/8"	6-5/8"	A6174	A6174-G1	4	19	6174
7-5/8"	7"	A6172	A6172-G1	4	17	6172
7-5/8"	7-5/8"	A6171	A6171-G1	4	11	6171


5/8" TONG DIES



STYLE **STANDARD**



STYLE **KEY-GRIT (CRA)**



STYLE **PYRAMID**

Size (HxWxL)	Standard	KEY-GRIT	Pyramid	Wt.	Ref.#
3/8" X 5/8" X 1-15/16"	T6472	T6472-G1	T6472-PT	0.1	4009
3/8" X 5/8" X 3-1/2"	T6474	T6474-G1	T6474-PT	0.17	4030
3/8" X 5/8" X 3-7/8"	T6475	T6475-G1	T6475-PT	0.38	4051
3/8" X 5/8" X 4-1/2"	T061044	T061044-G1	T061044-PT	0.44	4001
1/2" X 5/8" X 4-1/2"	T081044	T081044-G1	T081044-PT	0.21	
17/32" X 5/8" X 3-1/2"	T6486	T6486-G1	T6486-PT	0.25	4031
17/32" X 5/8" X 3-7/8"	T6487	T6487-G1	T6487-PT	0.28	4053
17/32" X 5/8" X 4-1/2"	T6488	T6488-G1	T6488-PT	0.32	4003
5/8" X 5/8" X 3-1/2"	T6490	T6490-G1	T6490-PT	0.3	4032
5/8" X 5/8" X 3-7/8"	T6491	T6491-G1	T6491-PT	0.33	4054
5/8" X 5/8" X 4-1/2"	T6492	T6492-G1	T6492-PT	0.38	4004
11/16" X 5/8" X 3-7/8"	T9494	T9494-G1	T9494-PT	0.36	4055
11/16" X 5/8" X 4-1/2"	T9495	T9495-G1	T9495-PT	0.42	4005
1" X 5/8" X 3-3/8"	T1619	T1619-G1	T1619-PT	0.52	

- * Available in **Pyramid tooth pattern**. When ordering use the suffix **(-PT)** for that style tooth pattern.
- * Available in **Fine-Tooth Pyramid pattern**. When ordering use the suffix **(-FTP)** for that style tooth pattern.
- * Available with a **Radius End** for use in NOV Make-up & Break-out units. When ordering use the suffix **(-RAD)** for that style tong die.
- * **KEY-GRIT** Dies are available with a **Contour (Radius) Profile** on the tubular surface. When ordering specify the diameter tubular you are gripping.


1" TONG DIES



STYLE **STANDARD**



STYLE **KEY-GRIT (CRA)**



STYLE **PYRAMID**

Size (HxWxL)	Standard	KEY-GRIT	Pyramid	Wt.	Ref.#
3/8" X 1" X 1-7/8"	T24556	T24556-G1	T24556-PT	0.18	1506
3/8" X 1" X 1-15/16"	T24558	T24558-G1	T24558-PT	0.19	1501
3/8" X 1" X 2-1/8"	T24560	T24560-G1	T24560-PT	0.2	1502
3/8" X 1" X 2-1/2"	T061624	T061624-G1	T061624-PT	0.21	1503
3/8" X 1" X 2-5/8"	T24562	T24562-G1	T24562-PT	0.22	1504
3/8" X 1" X 3-7/8"	T6473	T6473-G1	T6473-PT	0.32	1505
3/8" X 1" X 4-1/4"	T4321	T4321-G1	T4321-PT	0.35	1508
3/8" X 1" X 4-1/2"	T061644	T061644-G1	T061644-PT	0.37	1509
3/8" X 1" X 5-3/4"	T4516	T4516-G1	T4516-PT	0.47	1510
7/16" X 1" X 3-7/8"	T4520	T4520-G1	T4520-PT	0.38	1511
1/2" X 1" X 3-7/8"	T6485	T6485-G1	T6485-PT	0.44	1521
1/2" X 1" X 5"	T6489	T6489-G1	T6489-PT	0.56	1522
9/16" X 1" X 2-1/2"	T4800	T4800-G1	T4800-PT	0.32	1531
9/16" X 1" X 3-7/8"	T4804	T4804-G1	T4804-PT	0.5	1532
5/8" X 1" X 3-7/8"	T101637	T101637-G1	T101637-PT	0.55	1541
11/16" X 1" X 3-7/8"	T11550	T11550-G1	T11550-PT	0.61	1542
3/4" X 1" X 3-7/8"	T122030	T122030-G1	T122030-PT	0.67	1543
3/4" X 1" X 4-1/4"	T122032	T122032-G1	T122032-PT	0.69	1508
1" X 1" X 3-7/8"	T161637	T161637-G1	T161637-PT	0.73	

- * Available in **Pyramid tooth pattern**. When ordering use the suffix **(-PT)** for that style tooth pattern.
- * Available in **Fine-Tooth Pyramid pattern**. When ordering use the suffix **(-FTP)** for that style tooth pattern.
- * Available with a **Radius End** for use in NOV Make-up & Break-out units. When ordering use the suffix **(-RAD)** for that style tong die.
- * **KEY-GRIT** Dies are available with a **Contour (Radius) Profile** on the tubular surface. When ordering specify the diameter tubular you are gripping.


1-1/4" TONG DIES



STYLE **STANDARD**




STYLE **KEY-GRIT (CRA)**



STYLE **PYRAMID**

Size (HxWxL)	Standard	KEY-GRIT	Pyramid	Wt.	Ref.#
3/8" X 1-1/4" X 2-1/2"	T082024	T082024-G1	T082024-PT	0.25	-
3/8" X 1-1/4" X 3-7/8"	T1614	T1614-G1	T1614-PT	0.39	1614
3/8" X 1-1/4" X 5"	T76-61250	T76-61250-G1	T76-61250-PT	0.5	1610
3/8" X 1-1/4" X 5-7/8"	T76-51257	T76-51257-G1	T76-51257-PT	0.59	-
7/16" X 1-1/4" X 2-1/2"	T1611	T1611-G1	T1611-PT	0.3	1611
7/16" X 1-1/4" X 3-7/8"	T1612	T1612-G1	T1612-PT	0.46	1612
7/16" X 1-1/4" X 5"	T07-2050	T07-2050-G1	T07-2050-PT	0.6	1617
7/16" X 1-1/4" X 5-7/8"	T1615	T1615-G1	T1615-PT	0.71	-
1/2" X 1-1/4" X 2-1/2"	T082024	T082024-G1	T082024-PT	0.35	1612
1/2" X 1-1/4" X 3-1/2"	T24768-3	T24768-3-G1	T24768-3-PT	0.45	-
1/2" X 1-1/4" X 3-7/8"	T24768-2	T24768-2-G1	T24768-2-PT	0.54	1601
1/2" X 1-1/4" X 5"	T16401-2	T16401-2-G1	T16401-2-PT	0.69	1602
1/2" X 1-1/4" X 5-7/8"	T16402-2	T16402-2-G1	T16402-2-PT	0.82	1603
9/16" X 1-1/4" X 2-1/2"	T16-20	T16-20-G1	T16-20-PT	0.39	1621
9/16" X 1-1/4" X 3-7/8"	T16-22	T16-22-G1	T16-22-PT	0.61	1622
9/16" X 1-1/4" X 5"	T76-51235	T76-51235-G1	T76-51235-PT	0.78	1623
9/16" X 1-1/4" X 5-7/8"	T16-24	T16-24-G1	T16-24-PT	0.92	-
5/8" X 1-1/4" X 2-1/2"	T102030	T102030-G1	T102030-PT	0.44	1631
5/8" X 1-1/4" X 3-7/8"	T102037	T102037-G1	T102037-PT	0.68	1632
5/8" X 1-1/4" X 5"	T102050	T102050-G1	T102050-PT	0.87	1633
5/8" X 1-1/4" X 5-7/8"	T102057	T102057-G1	T102057-PT	1.02	1694
11/16" X 1-1/4" X 2-1/2"	T112030	T112030-G1	T112030-PT	0.48	1641
11/16" X 1-1/4" X 3-7/8"	T112037	T112037-G1	T112037-PT	0.74	1642
11/16" X 1-1/4" X 5"	T1161255	T1161255-G1	T1161255-PT	0.96	1646
11/16" X 1-1/4" X 5-7/8"	T6416446	T6416446-G1	T6416446-PT	1.13	1644

ST-80 IRON ROUGHNECK DIES




STYLE **ST-80 UPPER DIE**



STYLE **ST-80 LOWER DIE**



STYLE **ST-80 UPPER DIE—KEY-GRIT (CRA)**



STYLE **ST-80 LOWER DIE—KEY-GRIT (CRA)**




STYLE **ST-80 UPPER DIE JAW BLOCK**




STYLE **ST-80 LOWER DIE HOLDER**

Description	Standard	KEY-GRIT	Wt.	Ref.#
LOWER ST-80 DIE ONLY	AST-80-LD	AST-80-LD-G1	2.50	30160385
UPPER ST-80 DIE ONLY	AST-80-UD	AST-80-UD-G1	3.09	30160380-500
UPPER DIE JAW BLOCK	AST-80-UDJB	-	5.30	361005481
LOWER DIE HOLDER	AST-80-HOL	-	6.85	30160383


IRON ROUGHNECK DIES




STYLE *PIPE HANDLER DIE*



STYLE *PIPE HANDLER DIE—KEY-GRIT (CRA)*



STYLE *IRON ROUGHNECK*



STYLE *PYRAMID TONG DIE—KEY-GRIT (CRA)*




STYLE *CANRIG TORQ-MATIC TM80-120*

Description	Standard	KEY-GRIT	Wt.	Ref.#
IRON ROUGHNECK DIE	T81788	T81788-G1	2.74	81788
IRON ROUGHNECK TONG DIE	AC01-01-03	AC01-01-03	2.1	AC01-01-03
TORQ-MATIC TM-80 -TM120	T161100210	T161100210-G1	1.61	-

CLINCHER® TYPE WRAP AROUND TONG DIE



STYLE **STANDARD**




STYLE **KEY-GRIT (CRA)**

Tong Size	Model #	Jaws	Size Range	Qty	Standard	KEY-GRIT	Ref.#
3-1/2" STD	CLE3500	CRA-Grip®	CJ-LF-35/CJ-358	2	CLE-135-XXXX-0	CLE-135-XXXX-G1	CLE135XXXX
5-1/2" STD	CLES5500	CJ-51A CJ-51B	2-1/16" to 3-1/2" 3-5/8" to 5-1/2"	2	CLES-5500-XXXX-0	CLES-5500-XXXX-G1	CLES5500XXXX
5-1/2" L-JAW	CLJ5500	NIA	2-1/16" TO 5-1/2"	2 SIDE	CLJ-5500-XXXX-0	CLJ-5500-XXXX-G1	CLJ5500XXXX
		NIA	2-1/16" TO 5-1/2"	1 BACK	CLJ-5501-XXXX-0	CLJ-5501-XXXX-G1	CLJ5501XXXX
5-1/2" UHT	CLE5500	CJ-55A OLD STYLE	2-1/16" TO 5"	2	CLE-5500-XXXX-0	CLE-5500-XXXX-G1	CLE5500XXXX
		CJ-LF-55A	2-1/16" TO 3-1/2"	2	CLE-5500-XXXX-0	CLE-5500-XXXX-G1	CLE5500XXXX
		CJ-558	3-5/8" TO 5-1/2"	2	CLJ-5501-XXXX-0	CLJ-5501-XXXX-G1	CLJ5501XXXX
5-1/2" XHT	CLE5500XHT	CJ-LF-598	2-1/16" TO 5-1/2"	2	CLJ-5501-XXXX-0	CLJ-5501-XXXX-G1	CLJ5501XXXX
		CJ-598	3-1/2" TO 5-1/2"	2	CLJ-5501-XXXX-0	CLJ-5501-XXXX-G1	CLJ5501XXXX
5-1/2" CM	CM5500	NIA	2-1/16" TO 5-1/2"	2	BUC-5500-XXXX-0	BUC-5500-XXXX-G1	BUC5500XXXX
7-5/8" UHT	CLE7625	CJ-76A	2-3/8" TO 4-1/2"	2	BUC-4500-XXXX-0	BUC-4500-XXXX-G1	BUC4500XXXX
		CJ-768	4-3/4" TO 7-5/8"	2	BUC-7625-XXXX-0	BUC-7625-XXXX-G1	BUC7625XXXX
7-5/8" CM	CM7625	NIA	2-3/8" TO 7-5/8"	2	BUC-7625-XXXX-0	BUC-7625-XXXX-G1	BUC7625XXXX
7-5/8" L-JAW	CLJ7625	NIA	2-3/8" TO 7-5/8"	2	BUC-7625-XXXX-0	BUC-7625-XXXX-G1	BUC7625XXXX
8-5/8" DP	CLE8625DP	CJ-76C	5-1/2" TO 7-5/8"	2	BUC-7625-XXXX-0	BUC-7625-XXXX-G1	BUC7625XXXX
8-5/8" DP	CLE8625DP	CJ-86A	5-1/2" TO 8-5/8"	2	BUC-8625-XXXX-0	BUC-8625-XXXX-G1	BUC8625XXXX
8-5/8" DP	CLE8625DP	CJ-LF-760	2-3/8" TO 8-1/2"	2	BUC-5500-XXXX-0	BUC-5500-XXXX-G1	BUC5500XXXX
8-5/8" DP	CLE8625DP	CJ-LF-868	5-1/2" TO 8-5/8"	2	BUC-8625-XXXX-0	BUC-8625-XXXX-G1	BUC8625XXXX
10-3/4"	CLE10750	CJ-10A	8-5/8" TO 10-3/4"	2	CLE-1075-XXXX-0	CLE-1075-XXXX-G1	CLE1075XXXX
10-3/4"	CLE10750	CJ-LF-10A	2-3/8" TO 7-5/8"	2	CLE-1075-XXXX-0	CLE-1075-XXXX-G1	CLE1075XXXX
14"	CLE14000	CJ-LF-14A	4-1/2" TO 7-5/8"	2	BUC-7625-XXXX-0	BUC-7625-XXXX-G1	BUC7625XXXX
14"	CLE14000	CJ-LF-148	7-5/8" TO 10-3/4"	2	BUCM-1075-XXXX-0	BUCM-1075-XXXX-G1	BUCM1075XXXX
14"	CLE14000	CJ-LF-14C	7-5/8" TO 11-3/4"	2	CLEBU-1175-XXXX-0	CLEBU-1175-XXXX-G1	CLEBU1175XXXX
14"	CLE14000	CJ-14A	10-3/4" TO 14"	2	CLE-1400-XXXX-0	CLE-1400-XXXX-G1	CLE1400XXXX
14" DP	CLE14000DP	CJ-14X	9-5/8" TO 14"	2	CLE-1400-XXXX-0	CLE-1400-XXXX-G1	CLE1400XXXX
		CJ-LF-14X	7-5/8" TO 11-3/4"	2	CLEBU-1175-XXXX-0	CLEBU-1175-XXXX-G1	CLEBU1175XXXX
		CJ-86A	5-1/2" TO 8-5/8"	2	BUC-8625-XXXX-0	BUC-8625-XXXX-G1	BUC8625XXXX

* "XXXX" in the part number is the outside diameter of the tubular.

ECKEL® TONG & BACKUP TYPE DIE

STYLE *PYRAMID*STYLE *KEY-GRIT (CRA)*STYLE *FINE PYRAMID*

DIES—4-1/2" HYDRA-SHIFT & 4-1/2" UHT TONG

Description	Designation	Standard	KEY-GRIT	FTP	Wt.	Ref#
2-3/8" Wrap Around	L	T106490	T106490-G1	T106490-FTP	-	106490
2-7/8" Wrap Around	L	T106489	T106489-G1	T106489-FTP	-	106489
3-1/2" Wrap Around	L	T106488	T106488-G1	T106488-FTP	-	106488
4" Wrap Around	L	T106885	T106885-G1	T106885-FTP	-	106885
4-1/2" Wrap Around	L	T106884	T106884-G1	T106884-FTP	-	106884

DIES—4-1/2" HYDRA-SHIFT & 4-1/2" UHT BACKUP

Description	Designation	Standard	KEY-GRIT	FTP	Wt.	Ref#
2-3/8" Wrap Around	NNB	T112985	T112985-G1	T112985-FTP	-	112985
2-7/8" Wrap Around	NNB	T112986	T112986-G1	T112986-FTP	-	112986
3-1/2" Wrap Around	NNB	T112987	T112987-G1	T112987-FTP	-	112987
4" Wrap Around	NNB	T112988	T112988-G1	T112988-FTP	-	112988
4-1/2" Wrap Around	NNB	T113192	T113192-G1	T113192-FTP	-	113192

DIES—5-1/2" HYDRA-SHIFT LS & 5-1/2" HYDRA-SHIFT VS TONG

Description	Designation	Standard	KEY-GRIT	FTP	Wt.	Ref#
2-3/8" Wrap Around	P	T107482	T107482-G1	T107482-FTP	-	107482
2-7/8" Wrap Around	P	T107481	T107481-G1	T107481-FTP	-	107481
3-1/2" Wrap Around	P	T107480	T107480-G1	T107480-FTP	-	107480
4" Wrap Around	P	T107479	T107479-G1	T107479-FTP	-	107479
4-1/2" Wrap Around	P	T107444	T107444-G1	T107444-FTP	-	107444
5" WRAP AROUND	P	T107516	T107516-G1	T107516-FTP	-	107516
5-1/2" WRAP AROUND	P	T107383	T107383-G1	T107383-FTP	-	107383

KELCO™ TYPE TONG DIE K-




STYLE **STANDARD**




STYLE **KEY-GRIT (CRA)**

Size	Standard	KEY-GRIT	Qty.	Ref.#
1" (1.315)	A05-120	A05-120-G1	3	05-120
1-1/4" (1.660)	A05-121	A05-121-G1	3	05-121
1-1/2" (1.900)	A05-122	A05-122-G1	3	05-122
1-9/16"	A05-130	A05-130-G1	3	05-130
1-13/16"	A05-131	A05-131-G1	3	05-131
2-1/16"	A05-123	A05-123-G1	3	05-123
2-1/8"	A05-132	A05-132-G1	3	05-132
2-1/4"	A05-133	A05-133-G1	3	05-133
2-3/8"	A05-124	A05-124-G1	3	05-124
2-1/2"	A05-125	A05-125-G1	3	05-125
2-11/16"	A05-134	A05-134-G1	3	05-134
2.776"	A05-135	A05-135-G1	3	05-135
2-7/8"	A05-128	A05-128-G1	3	05-128

KELCO™ TYPE TONG DIE K-30




STYLE **STANDARD**



STYLE **KEY-GRIT (CRA)**

Size	Standard	KEY-GRIT	Qty.	Ref.#
1-1/4" (1.660)	A06-133	A06-133-G1	3	
1-1/2" (1.900)	A06-134	A06-134-G1	3	06-134
1-5/8"	A06-162	A06-162-G1	3	-
1-11/16"	A06-163	A06-163-G1	3	-
1-3/4"	A06-164	A06-164-G1	3	-
1-13/16"	A06-165	A06-165-G1	3	-
2"	A06-166	A06-166-G1	3	-
2-1/16"	A06-119	A06-119-G1	3	06-119
2-1/8"	A06-167	A06-167-G1	3	-
2-1/4"	A06-168	A06-168-G1	3	-
2-3/8"	A06-169	A06-169-G1	3	06-120
2-1/2"	A06-170	A06-170-G1	3	-
2-5/8"	A06-142	A06-142-G1	3	-
2.718"	A06-171	A06-171-G1	3	-
2.776"	A06-172	A06-172-G1	3	-
2-3/4"	A06-147	A06-147-G1	3	-
2-7/8"	A06-121	A06-121-G1	3	06-121
3"	A06-135	A06-135-G1	3	06-135
3-1/16"	A06-122	A06-122-G1	3	06-122
3-1/8"	A06-123	A06-123-G1	3	06-123
3-1/4"	A06-124	A06-124-G1	3	06-124
3-3/8"	A06-130	A06-130-G1	3	06-130
3-1/2"	A06-125	A06-125-G1	3	06-125
3-5/8"	A06-174	A06-174-G1	3	-
3.668"	A06-126	A06-126-G1	3	06-126
3.730"	A06-176	A06-176-G1	3	-
3.-3/4"	A06-127	A06-127-G1	3	06-127
3.866"	A06-178	A06-178-G1	3	-
3-7/8"	A06-131	A06-131-G1	3	06-131
4"	A06-129	A06-129-G1	3	-

KELCO™ TYPE TONG DIES K-50




STYLE **STANDARD**



STYLE **KEY-GRIT (CRA)**

Size	Standard	KEY-GRIT	Qty.	Ref.#
2-3/8"	A06-573	A06-573-G1	3	06-573
2-5/8"	A06-571	A06-571-G1	3	06-571
2-7/8"	A06-575	A06-575-G1	3	06-575
3-1/8"	A05-584	A05-584-G1	3	06-584
3-1/4"	A06-572	A06-572-G1	3	06-572
3-3/8"	A06-586	A06-586-G1	3	06-586
3-1/2"	A06-576	A06-576-G1	3	06-576
3-5/8"	A06-587	A06-587-G1	3	06-577
3-3/4"	A06-577	A06-577-G1	3	06-577
3-7/8"	A06-588	A06-588-G1	3	06-588
4"	A06-578	A06-578-G1	3	06-578
4-1/16"	A06-589	A06-589-G1	3	06-589
4-1/8"	A06-579	A06-579-G1	3	06-579
4-1/4"	A06-590	A06-590-G1	3	06-590
4-3/8"	A06-591	A06-591-G1	3	06-591
4-1/2"	A06-592	A06-592-G1	3	06-580
4-3/4"	A06-581	A06-581-G1	3	06-581
4-7/8"	A06-593	A06-593-G1	3	06-593
5'	A06-582	A06-582-G1	3	06-582
5-1/4"	A06-594	A06-594-G1	3	06-594
5-3/8"	A06-595	A06-595-G1	3	06-595
5-1/2"	A06-583	A06-583-G1	3	06-583

KELCO™ TYPE TONG DIES K-70




STYLE **STANDARD**



STYLE **KEY-GRIT (CRA)**

Size	Standard	KEY-GRIT	Qty	Ref.#
2-7/8"	A06-773	A06-773-G1	3	
3-1/2"	A06-758	A06-758-G1	3	06-758
3-3/4"	A06-770	A06-770-G1	3	-
4"	A06-757	A06-757-G1	3	-
4-1/2"	A06-756	A06-756-G1	3	06-757
4-3/4"	A06-755	A06-755-G1	3	06-755
4-13/16"	A06-769	A06-769-G1	3	-
4-15/16"	A06-768	A06-768-G1	3	-
5"	A06-754	A06-754-G1	3	06-754
5-1/4"	A06-767	A06-767-G1	3	-
5-1/2"	A06-753	A06-753-G1	3	06-753
5-3/4"	A06-759	A06-759-G1	3	06-759
5-7/8"	A06-766	A06-766-G1	3	-
6"	A06-752	A06-752-G1	3	06-752
6.050"	A06-765	A06-765-G1	3	-
6-1/8"	A06-764	A06-764-G1	3	-
6-1/4"	A06-763	A06-763-G1	3	-
6-5/16"	A06-762	A06-762-G1	3	-
6-1/2"	A06-761	A06-761-G1	3	-
6-5/8"	A06-751	A06-751-G1	3	06-751
6-7/8"	A06-760	A06-760-G1	3	-
7"	A06-750	A06-750-G1	3	06-750

SPECIALTY DIES




TEDA—TONG DIES

Description	Standard	Wt.	Ref#
2.25" TD (2-3/8" - 2-7/8")	T60-78	0.21	60-78
2.25" TD (3-1/2" - 4-1/2")	T89-142	0.20	89-142
3.45" TD (2-3/8" - 2-7/8")	T73-78	0.33	73-78
3.45" TD (3-1/2" - 4-1/2")	T89-114	0.32	89-114




BJ—CONTOUR TONG DIES

Description	Standard	Wt.	Ref.#
2-3/8" X 2-3/8"	T27498-1	0.54	27498-1
2-7/8" X 2-7/8"	T27494-1	0.54	27494-1



TONG DIES "CENTER-HOLE"

Size (HxWxL)	Standard	KEY-GRIT	Wt.	Ref.#
1/2" X 1-1/4" X 3"	T24768-4	T24768-4-G1	0.50	24768



TONG DIES "SDX-200 & HT-200"

Description	Standard	Wt.	Ref.#
SDX-200 & HT-200	T33652-2	4.32	33652-2



PETOL TONG — VICE JAW





S-650 — BREAKOUT DIE



VERMEER— DIE


Description	Standard	Wt.	Ref#
PETOL TONG DIAMOND POINT VICE JAW	TH109D	0.48	H109D
BREAKOUT TONG DIE F/ S-650 UNIT	T91004887	1.87	T91004884
VERMEER 2-5/8" DIE	T230831	5.90	230831

SPECIALTY DIES



WIRELINE—INSERTS

Description	Standard	Wt.	Ref.#
1.125" WIRELINE INSERT (3 PCS. = 1 SET)	W1125	1.23	1125
1.250" WIRELINE INSERT (3 PCS. = 1 SET)	W1250	1.23	1250
1.375" WIRELINE INSERT (3 PCS. = 1 SET)	W1375	1.23	1375
1.500" WIRELINE INSERT (3 PCS. = 1 SET)	W1500	1.23	1500



COIL TUBING—MYT/YT INSERTS

Size	Pipe Size	Standard	Wt.	Ref.#
2-7/8"	1.00"	E29259-2	1.75	A29259-2
2-7/8"	1.25"	E29259-3	1.70	A29259-3
2-7/8"	1.50"	E29259-4	1.50	A29259-4
2-7/8"	1.75"	E29359-5	1.38	A29359-5
2-7/8"	2.00"	E29259-6	1.25	A29259-6

COIL TUBING—TS-100 INSERTS

Size	Pipe Size	Standard	Wt.	Ref.#
3-1/2"	1.00"	A21-121	1.75	A21-121
3-1/2"	1.25"	A21-120	1.70	A21-120
3-1/2"	1.50"	A21-119	1.50	A21-119
3-1/2"	1.75"	A21-117	1.38	A21-117
3-1/2"	2.00"	A21-111	1.25	A21-111

TYPE C, T, MP, & MPR SAFETY CLAMP INSERTS



STYLE **STANDARD**



STYLE **KEY-GRIT (CRA)**

Type	Standard	KEY-GRIT	Wt.	Ref.#
C	A12-103	A12-103-G1	1.12	7624-A-4
T	A11-103	A11-103-G1	0.25	7624-A-21
MP	A31-310	A31-310-G1	1.50	3333
MPR	A31-333	A31-333-G1	1.55	3310

TRADEMARK INFORMATION



TRADEMARK INFORMATION	
Name	Owner
Varco®	is a trademark of National Oilwell Varco
Varco BJ®	is a trademark of National Oilwell Varco
Cavins®	registered trademark of Cavin's Oilwell Tools
GRITFACE®	is a trademark of McCoy Global Inc.
CLINCHER®	is a trademark of McCoy Global Inc.
LOCKJAW®	is a trademark of McCoy Global Inc.
Baash-Ross®	is a trademark of National Oilwell Varco
Hillman-Kelly™	is a trademark of National Oilwell Varco
Web Wilson™	is a trademark of National Oilwell Varco
Kelco™	is a trademark of National Oilwell Varco
BJ®	is a trademark of National Oilwell Varco
Eckel®	is a trademark of Eckel Manufacturing, Inc.
Woolley®	is a trademark of National Oilwell Varco
Oil Country®	is a trademark of Weatherford International
Hydra-Rig®	is a trademark of National Oilwell Varco

bridge the gap.



Bridge the gap.

CONTACT US TO LEARN ABOUT KET PRODUCTS.



*Stainless steel cages available upon request.

For more information, please contact us at:

Ask for a Quote to:

MULTIWEB & TECHNOLOGIES CORP.
 Miami, FL. 33166
 Phone: +1305-640-3003
 Wspp: +1305-572-5284
 e-mail: info@multiwebcorp.com
www.multiwebcorp.com